DRAWING INDEX - ARCHITECTURAL

A0.01 INFORMATION SHEET
A1.01 EXISTING ORCHESTRA LEVEL FLOOR PLAN
A1.02 EXISTING MEZZANINE LEVEL FLOOR PLAN
A2.01 ORCHESTRA LEVEL NORTH ENLARGED PLAN AND DEMO
A2.02 ORCHESTRA LEVEL SOUTH ENLARGED PLAN AND DEMO
A2.03 STUDIO BEE ENLARGED PLAN AND DEMO
A2.04 MEZZANINE LEVEL NORTH ENLARGED PLAN AND DEMO
A2.05 MEZZANINE LEVEL SOUTH ENLARGED PLAN AND DEMO
A2.06 INTERIOR ELEVATIONS

DRAWINGS INDEX - PLUMBING

P-001 PLUMBING LEGEND
P-401 ENLARGED PLUMBING PLANS

VICINITY MAP

c s
n a
architects

532 n. tejon st. colorado springs c o 80903
p: 719.473.7225 f: 719.632.5164 csnaarchitects.com

EL PASO COUNTY

190 S. CASCADE AVE.
COLORADO SPRINGS, CO 80903

PIKES PEAK CENTER - ADA RESTOOM RENOVATION

BID SET

11/23/2020

c s
n a
architects

ARCHITECT

CSNA ARCHITECTS
532 NORTH TEJON STREET
COLORADO SPRINGS, CO 80904
719.473.7225

POINT OF CONTACT:
KEN THOMAS

BRIDGERS & PAXTON

MEP ENGINEERS

BRIDGERS & PAXTON
1365 GARDEN OF THE GODS RD
COLORADO SPRINGS, CO 80907
719.630.3350

POINT OF CONTACT:
STEVE TAYLOR

Copyright © 2015 CSNA Architects

MOUNTING HEIGHTS IN ACCORDANCE WITH ICC/117.1-2009

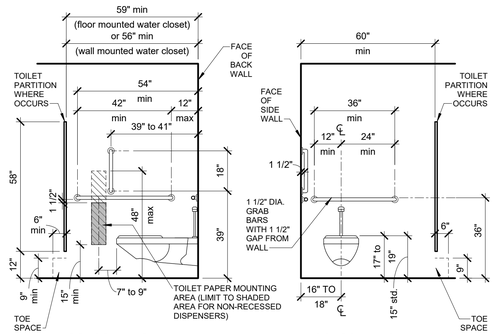

ACCESSIBLE STALL
WALL MOUNTED TOILET
SIDE WALL

ACCESSIBLE STALL
WALL MOUNTED TOILET
BACK WALL

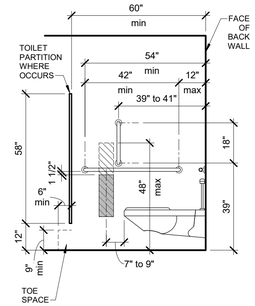

AMBULATORY STALL
WALL MOUNTED TOILET
SIDE WALL

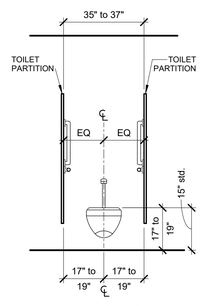

AMBULATORY STALL
WALL MOUNTED TOILET
BACK WALL

NOTE: PROVIDE BLOCKING FOR ALL TOILET ACCESSORIES MOUNTED IN GYP. BD. PARTITIONS

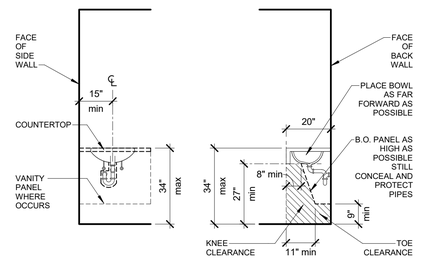

LAVATORY - VANITY

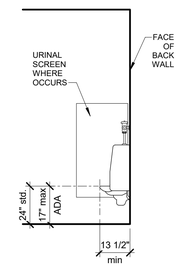

URINAL - WALL
MOUNTED

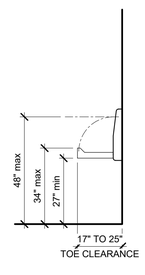

BABY CHANGING
STATION

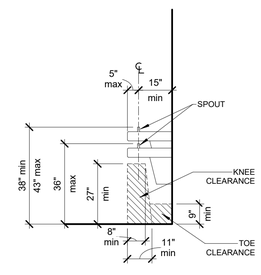

DRINKING FOUNTAIN

NOTE: PROVIDE BLOCKING FOR ALL TOILET ACCESSORIES MOUNTED IN GYP. BD. PARTITIONS

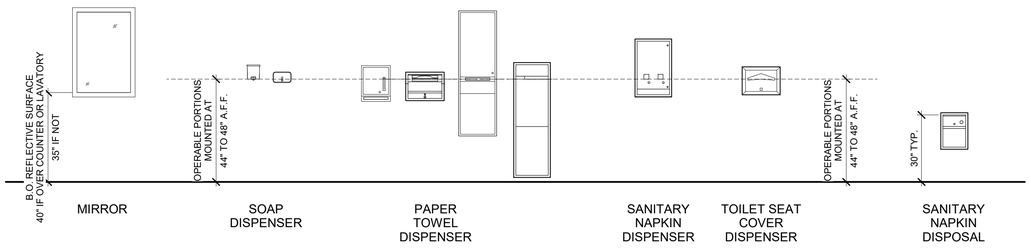

NOTE: PROVIDE BLOCKING FOR ALL TOILET ACCESSORIES MOUNTED IN GYP. BD. PARTITIONS

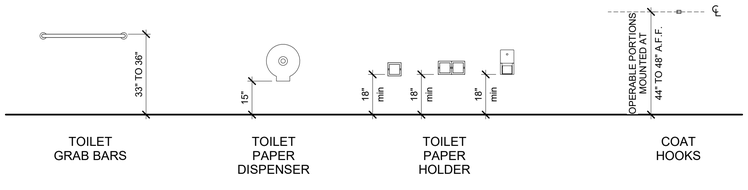

NOTE: PROVIDE BLOCKING FOR ALL TOILET ACCESSORIES MOUNTED IN GYP. BD. PARTITIONS

SYMBOLS LIST

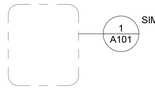

ENLARGED PLAN /
DETAIL REFERENCE

DETAIL REFERENCE

INTERIOR ELEVATIONS

ROOM NAME
000
000 SF

ROOM NAME & NUMBER
AREA (WHEN INDICATED)

ELEVATION REFERENCE

NORTH ARROW

PARTITION TYPE

ABBREVIATIONS

A.F.F.	ABOVE FINISHED FLOOR
ALUM.	ALUMINUM
ARCH.	ARCHITECT or ARCHITECTURAL
AVG.	AVERAGE
BLDG.	BUILDING
BD.	BOARD
BLK'G.	BLOCKING
B.O.	BOTTOM OF
BOT.	BOTTOM
CF / CI	CONTRACTOR FURNISHED / CONTRACTOR INSTALLED
CF / OI	CONTRACTOR FURNISHED / OWNER INSTALLED
C.F.M.	CUBIC FEET PER MINUTE
C.I.	CAST IRON
C.J.	CONTROL JOINT
CL.	CENTER LINE
CLG.	CEILING
CLR.	CLEAR or CLEARANCE
CONC.	CONCRETE
CONST.	CONSTRUCTION
CONT.	CONTINUOUS
CPT.	CARPET
C.T.	CERAMIC TILE
DTL.	DETAIL
D.F.	DRINKING FOUNTAIN
DIA.	DIAMETER
DN.	DOWN
DR.	DOOR
DWG.	DRAWING
E.	EAST
EA.	EACH
E.J.	EXPANSION JOINT
EL.	ELEVATION
ELEC.	ELECTRIC or ELECTRICAL
ELEV.	ELEVATOR
E.W.C.	ELECTRIC WATER COOLER
EXIST.	EXISTING
EXP.	EXPANSION
EXT.	EXTERIOR
F.F.	FINISHED FLOOR
F.E.C.	FIRE EXTINGUISHER CABINET
FIN.	FINISH or FINISHED
FIN.FLR.	FINISHED FLOOR
FLR.	FLOOR
F.O.E.	FACE OF EXISTING
F.O.N.	FACE OF NEW
F.O.W.	FACE OF WALL
F.V.	FIELD VERIFY
GA.	GAUGE
GAL.	GALLON
GL.	GLASS or GLAZED or GLAZING
GYP.	GYPSUM
H.	HEIGHT
H.C.	HOLLOW CORE
HDW.	HARDWARE
H.M.	HOLLOW METAL
HORIZ.	HORIZONTAL
HT.	HEIGHT
INSUL.	INSULATION
INT.	INTERIOR
JT.	JOINT
L.	LENGTH
LAV.	LAVATORY
LT.	LIGHT
MATL.	MATERIAL
MAX.	MAXIMUM
MTL.	METAL
MET.	METAL
MIN.	MINIMUM or MINUTE
M.O.	MASONRY OPENING
MAS.	MASONRY
MECH.	MECHANICAL
N.	NORTH
N.A.	NOT APPLICABLE
N.I.C.	NOT IN CONTRACT
No. or #	NUMBER
N.T.S.	NOT TO SCALE
O.C.	ON CENTER
O.D.	OUTSIDE DIAMETER
OF / CI	OWNER FURNISHED / CONTRACTOR INSTALLED
OF / OI	OWNER FURNISHED / OWNER INSTALLED
OPNG.	OPENING
OSB	ORIENTED STRAND BOARD
PT.	PAINT
PL.	PLATE
P.LAM.	PLASTIC LAMINATE
PLUMB.	PLUMBING
PLYWD.	PLYWOOD
PTN.	PARTITION
QTY.	QUANTITY
R.	RADIUS
RBR.	RUBBER
REBAR	REINFORCING BAR
RE:	REFER TO
REF.	REFERENCE
REV.	REVISION
RM.	ROOM
R.O.	ROUGH OPENING
S.	SOUTH
S.C.	SOLID CORE
SCHD.	SCHEDULE
SEC. or SECT.	SECTION
S.F.	SQUARE FEET
SHT.	SHEET
SM.	SIMILAR
SPECS.	SPECIFICATIONS
S.S.	STAINLESS STEEL
STL.	STEEL
STRUC.	STRUCTURAL or STRUCTURE
SUSP.	SUSPENDED
TEMP.	TEMPERED or TEMPERATURE
T.O.	TOP OF
TYP.	TYPICAL
U.O.N	UNLESS OTHERWISE NOTED
U.N.O.	UNLESS NOTED OTHERWISE
V.I.F.	VERIFY IN FIELD
VERT.	VERTICAL
VEST.	VESTIBULE
V.C.T.	VINYL COMPOSITION TILE
W/	WITH
W.	WEST or WIDTH
W.C.	WATER CLOSET
WD.	WOOD
WDW.	WINDOW

NOTES:
1. SEE ALSO SUPPLEMENTAL ABBREVIATIONS LISTS ON STRUCTURAL, ELECTRICAL, MECHANICAL AND PLUMBING DRAWINGS.
2. CONTACT THE ARCHITECT IF CLARIFICATION OF ANY ABBREVIATION USED ON THESE DRAWINGS, BUT NOT INCLUDED ON THE ABOVE LIST OR THE SUPPLEMENTAL ABBREVIATIONS IS REQUIRED.

c s
n a
architects

532 n. tejon st.
colorado springs
colorado 80903
p: 719.473.7225
f: 719.632.5164
csnaarchitects.com

PIKES PEAK CENTER - ADA RESTOOM RENOVATION

EL PASO COUNTY

REVISIONS

INFORMATION SHEET

JOB NO.: 2001720
DATE: 11/23/2020
DRAWN: KKW
KCT
CHECKED: GMF

A0.01

Copyright © 2015 CSNA Architects

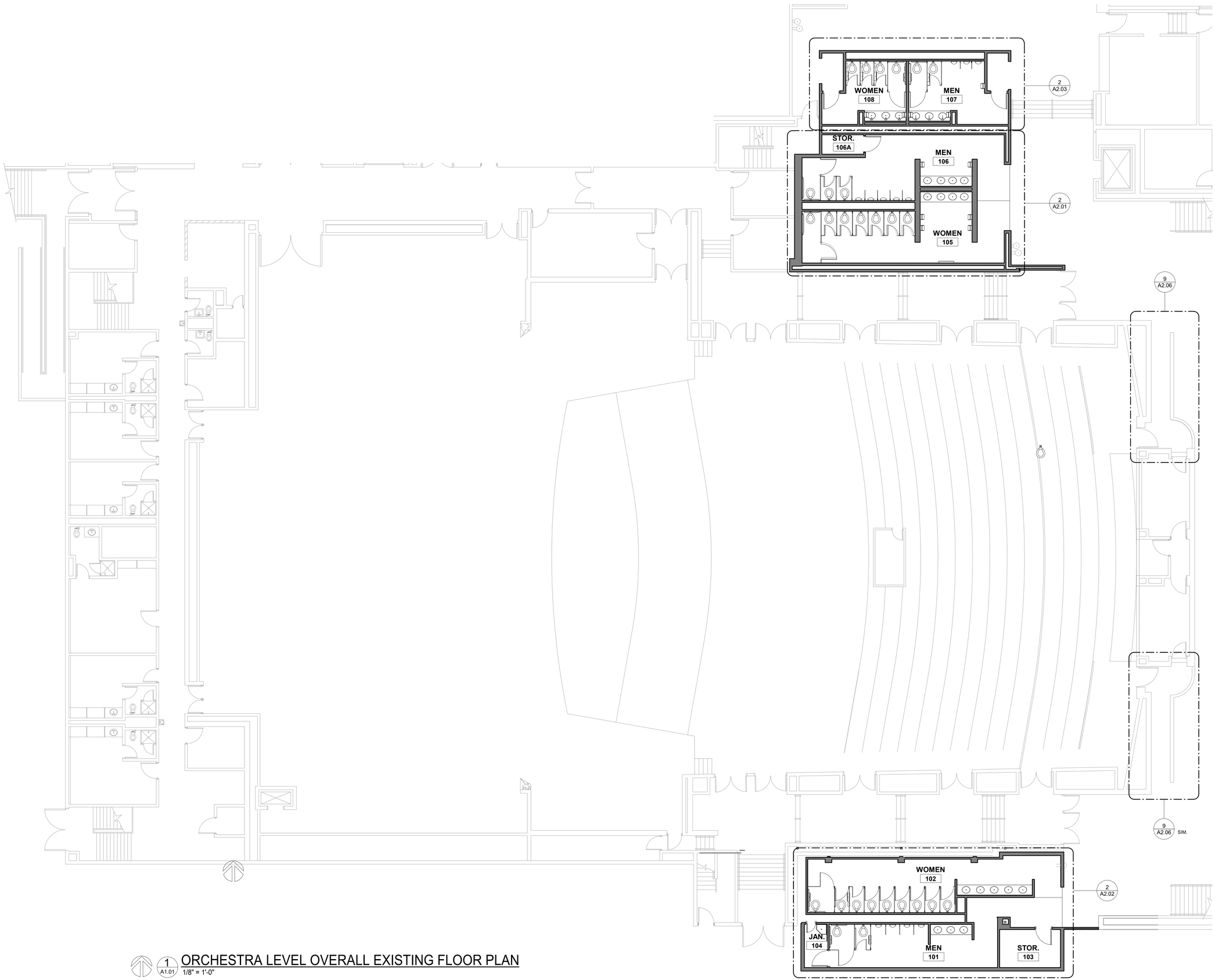

1 A1.01 ORCHESTRA LEVEL OVERALL EXISTING FLOOR PLAN
1/8" = 1'-0"

c s
n a
architects

532 n. tejon st.
colorado springs
colorado 80903
p: 719.473.7225
f: 719.632.5164
csnaarchitects.com

PIKES PEAK CENTER - ADA RESTOOM RENOVATION

EL PASO COUNTY

REVISIONS

EXISTING ORCHESTRA LEVEL FLOOR PLAN

JOB NO.: 2001720
DATE: 11/23/2020
DRAWN: KKW
KCT
CHECKED: GMF

A1.01

Copyright © 2015 CSNA Architects

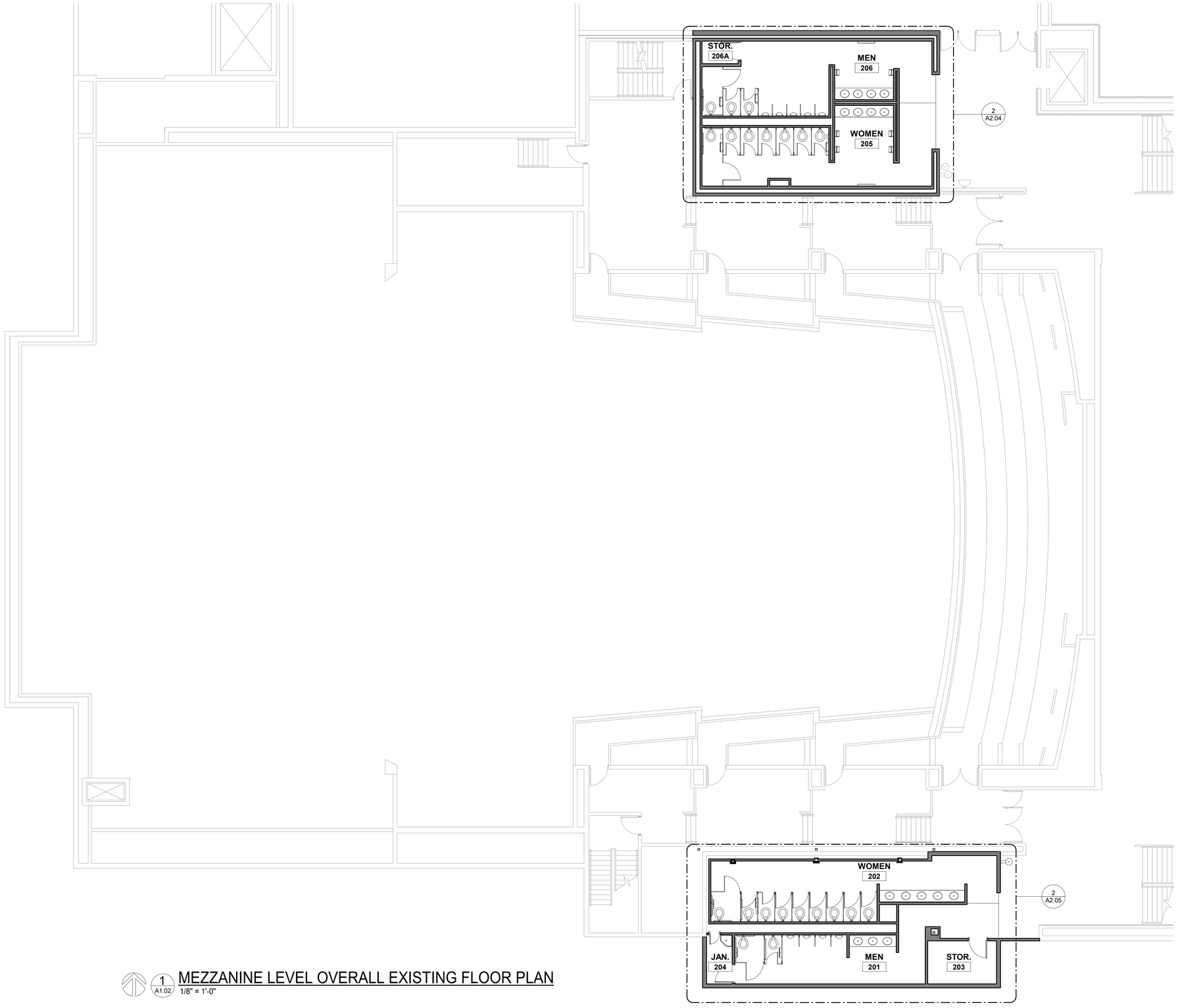

1 A1.02 MEZZANINE LEVEL OVERALL EXISTING FLOOR PLAN
1/8" = 1'-0"

c s
n a
architects

532 n. tejon st.
colorado springs
colorado 80903
p: 719.473.7225
f: 719.632.5164
csnaarchitects.com

PIKES PEAK CENTER - ADA RESTOOM RENOVATION

EL PASO COUNTY

REVISIONS

EXISTING MEZZANINE LEVEL FLOOR PLAN

JOB NO.: 2001720
DATE: 11/23/2020
DRAWN: KKW
KCT
CHECKED: GMF

A1.02

Copyright © 2015 CSNA Architects

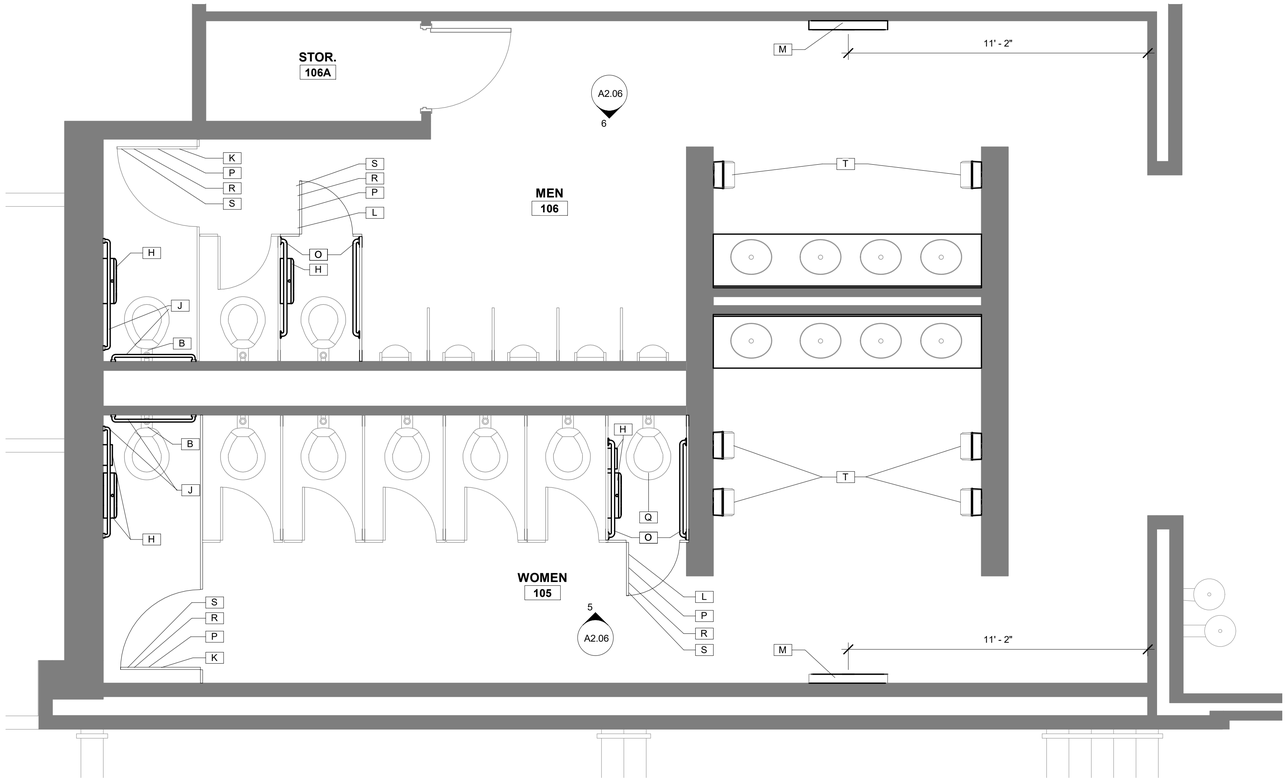

1 A2.01 ORCHESTRA LEVEL NORTH RESTROOMS NEW

3/8" = 1'-0"

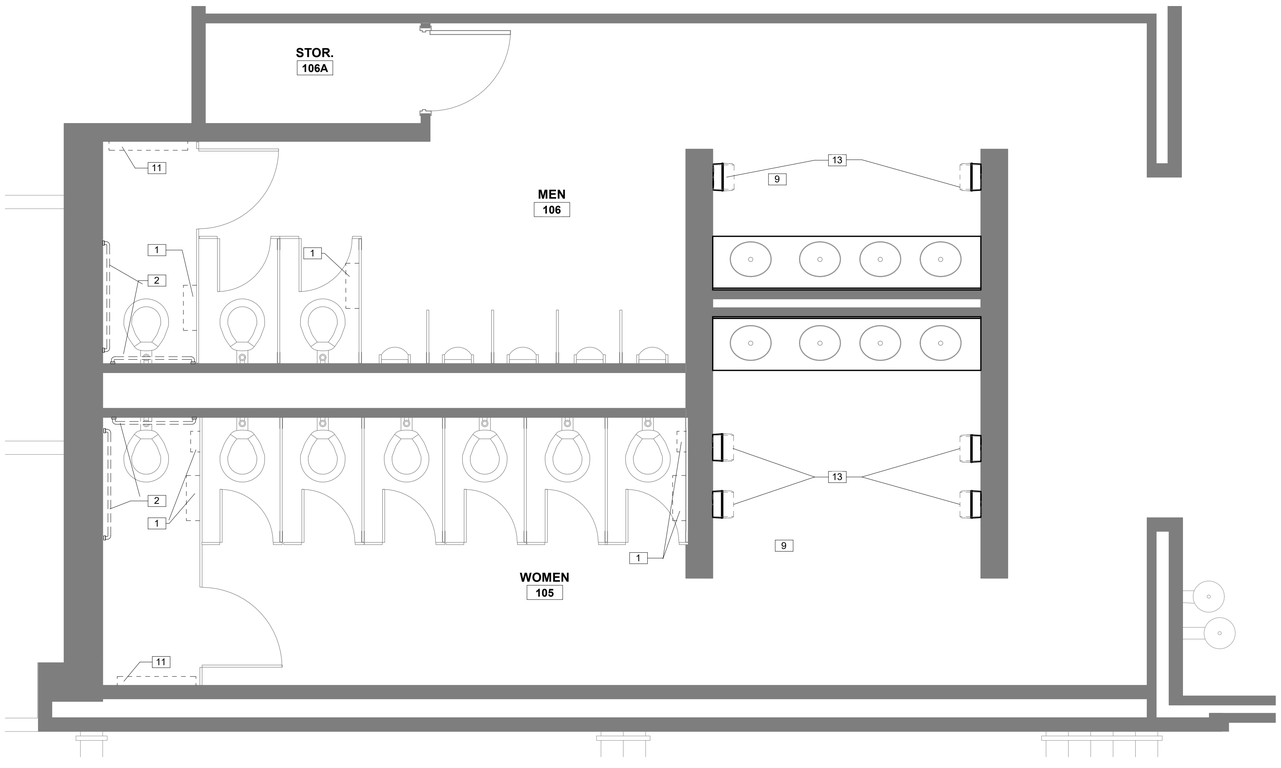

2 A2.01 ORCHESTRA LEVEL NORTH RESTROOMS DEMO

3/8" = 1'-0"

TOILET ACCESSORIES SCHEDULE

SYMBOL	DESCRIPTION	MANUFACTURER	MODEL	MOUNTING HEIGHT
N	TOILET PARTITION POWDER COATED STEEL	ALL AMERICAN TOILET PARTITIONS	CEILING MOUNT	T.O. PARTITION @ 58" A.F.F. B.O. PARTITION @ 12" A.F.F.
O	GRAB BAR	BRADLEY	812-42	36" TO TOP OF GRAB BAR
P	COAT HOOK	BRADLEY	915	T.O. UNIT @48" A.F.F.
Q	2" HIGH TOILET SEAT	MATCH EXISTING	TO FIT EXISTING TOILET	FINAL SEAT HEIGHT TO BE 17-19" A.F.F.
R	ADA COMPLIANT DOOR LATCH	ALL AMERICAN TOILET PARTITIONS	104 HC ADA	REPLACE EXISTING
S	ADA COMPLIANT LOOP DOOR PULL(2)	BRADLEY	HDWT-Z282 FAST-Z0003	48" MAX. A.F.F. INSTALL ON INSIDE AND OUTSIDE OF DOOR
T	PAPER TOWEL DISPENSER	OFCI	OFCI	46" MAX. A.F.F. TO OPENING OF PAPER TOWEL DISPENSER

PLAN KEYNOTES

A	INSTALL NEW STANDARD WATER CLOSET
B	INSTALL NEW AUTOMATIC FLUSH VALVE ON EXISTING TOILET
C	INSTALL ADA COMPLIANT URINAL. REFER TO INFORMATION SHEET FOR MOUNTING HEIGHT.
D	REINSTALL EXISTING URINAL SCREEN. REFER TO INFORMATION SHEET FOR MOUNTING HEIGHT.
E	REMOVE AND REINSTALL EXISTING SINK, FAUCET AND SOAP DISPENSER IN NEW COUNTERTOP.
F	PROVIDE NEW SOLID SURFACE COUNTERTOP TO MATCH EXISTING. REUSE EXISTING BACK AND SIDE SPLASHS. EXISTING APRON MAY NEED TO BE MODIFIED TO MEET ADA REQUIRED CLEARANCES. LOCATE SINK TO ALLOW FOR ADA CLEARANCES.
G	REMOVE AND REINSTALL WOOD SKIRT DIRECTLY TO FRAME TO MEET ADA KNEE CLEARANCE REQUIREMENT AT LAVATORY. REFER TO INFORMATION SHEET FOR KNEE CLEARANCE MEASUREMENTS.
H	REINSTALL EXISTING TOILET ACCESSORIES ON TOILET PARTITIONS OR WALLS AS NOTED. REFER TO INFORMATION SHEET FOR MOUNTING HTS.
J	REINSTALL EXISTING GRAB BARS . REFER TO INFORMATION SHEET FOR ADA MOUNTING HEIGHTS.
K	CHANGE DOOR TO SWING IN. REMOVE AND RELOCATE DOOR STOP FOR INWARD SWINGING DOOR.
L	CHANGE DOOR TO SWING OUT. REMOVE AND RELOCATE DOOR STOP FOR OUTWARD SWINGING DOOR.
M	RELOCATE BABY CHANGING TABLE

DEMOLITION KEYNOTES

1	REMOVE AND REINSTALL TOILET ACCESSORIES TO ADA REQUIREMENTS AS NOTED
2	REMOVE AND REINSTALL GRAB BARS TO MEET ADA REQUIREMENTS
3	REMOVE TOILET AS NOTED
4	DEMO TOILET PARTITIONS. OWNER HAS FIRST RIGHT OF REFUSAL
5	REMOVE URINALS AS NOTED
6	EXISTING URINAL TO REMAIN AS NOTED
7	REMOVE URINAL SCREEN AND SAVE FOR RELOCATION
8	REMOVE EXISTING SINKS, FAUCETS AND SOAP DISPENSERS AS WELL AS SPLASHS AND APRON TO BE REINSTALLED. DEMO EXISTING COUNTERTOP
9	EXISTING TOILET ACCESSORIES TO REMAIN UNLESS NOTED OTHERWISE
10	REPAIR, PATCH AND PAINT ALL RESTROOM WALLS AS REQUIRED FOR NEW WORK
11	REMOVE AND REINSTALL BABY CHANGING TABLE AS NOTED IN PLAN
12	DEMO EXISTING CMU WALL AS REQUIRED TO INSTALL NEW PLUMBING FIXTURES. INSTALL NEW CMU TO MATCH EXISTING.
13	REMOVE PAPER TOWEL DISPENSORS, TURN OVER TO OWNER

c s
n a
architects

532 n. tejon st.
colorado springs
colorado 80903
p: 719.473.7225
f: 719.632.5164
csnaarchitects.com

PIKES PEAK CENTER - ADA RESTOOM RENOVATION

EL PASO COUNTY

REVISIONS

ORCHESTRA LEVEL NORTH ENLARGED PLAN AND DEMO

JOB NO.: 2001720
DATE: 11/23/2020
DRAWN: KKW
KCT
CHECKED: GMF

A2.01

Copyright © 2015 CSNA Architects

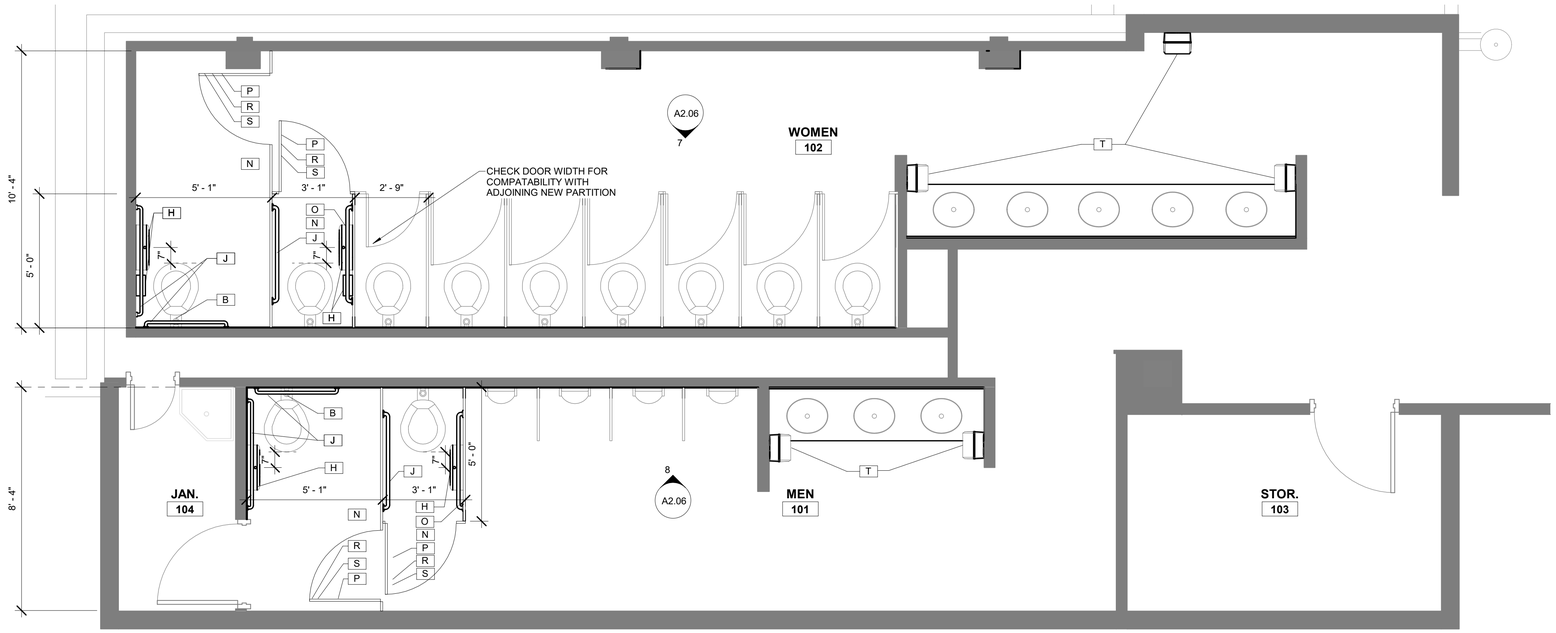

1 A2.02 ORCHESTRA LEVEL SOUTH RESTROOMS NEW

3/8" = 1'-0"

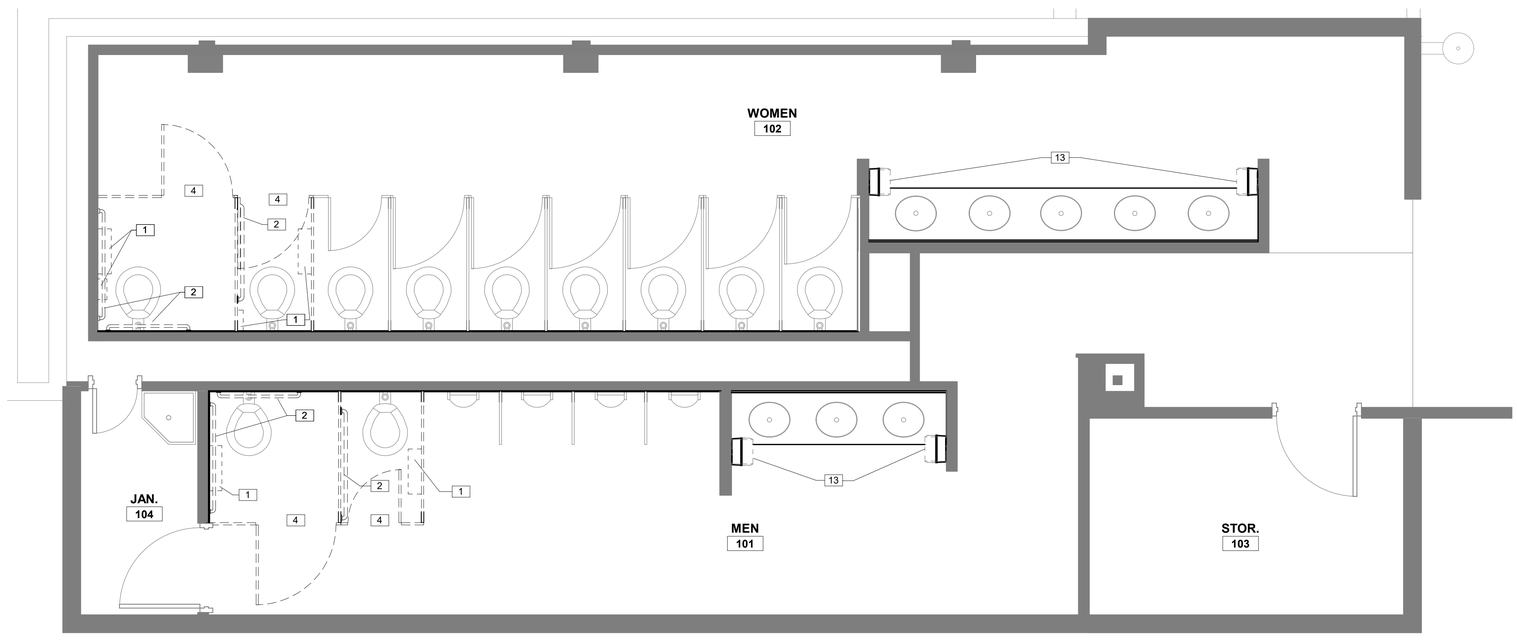

2 A2.02 ORCHESTRA LEVEL SOUTH RESTROOMS DEMO

3/8" = 1'-0"

TOILET ACCESSORIES SCHEDULE

SYMBOL	DESCRIPTION	MANUFACTURER	MODEL	MOUNTING HEIGHT
N	TOILET PARTITION POWDER COATED STEEL	ALL AMERICAN TOILET PARTITIONS	CEILING MOUNT	T.O. PARTITION @ 58" A.F.F. B.O. PARTITION @ 12" A.F.F.
O	GRAB BAR	BRADLEY	812-42	36" TO TOP OF GRAB BAR
P	COAT HOOK	BRADLEY	915	T.O. UNIT @48" A.F.F.
Q	2" HIGH TOILET SEAT	MATCH EXISTING	TO FIT EXISTING TOILET	FINAL SEAT HEIGHT TO BE 17-19" A.F.F.
R	ADA COMPLIANT DOOR LATCH	ALL AMERICAN TOILET PARTITIONS	104 HC ADA	REPLACE EXISTING
S	ADA COMPLIANT LOOP DOOR PULL(2)	BRADLEY	HDWT-Z282 FAST-Z0003	48" MAX. A.F.F. INSTALL ON INSIDE AND OUTSIDE OF DOOR
T	PAPER TOWEL DISPENSER	OFCI	OFCI	46" MAX. A.F.F. TO OPENING OF PAPER TOWEL DISPENSER

PLAN KEYNOTES

A	INSTALL NEW STANDARD WATER CLOSET
B	INSTALL NEW AUTOMATIC FLUSH VALVE ON EXISTING TOILET
C	INSTALL ADA COMPLIANT URINAL. REFER TO INFORMATION SHEET FOR MOUNTING HEIGHT.
D	REINSTALL EXISTING URINAL SCREEN. REFER TO INFORMATION SHEET FOR MOUNTING HEIGHT.
E	REMOVE AND REINSTALL EXISTING SINK, FAUCET AND SOAP DISPENSER IN NEW COUNTERTOP.
F	PROVIDE NEW SOLID SURFACE COUNTERTOP TO MATCH EXISTING. REUSE EXISTING BACK AND SIDE SPLASHS. EXISTING APRON MAY NEED TO BE MODIFIED TO MEET ADA REQUIRED CLEARANCES. LOCATE SINK TO ALLOW FOR ADA CLEARANCES.
G	REMOVE AND REINSTALL WOOD SKIRT DIRECTLY TO FRAME TO MEET ADA KNEE CLEARANCE REQUIREMENT AT LAVATORY. REFER TO INFORMATION SHEET FOR KNEE CLEARANCE MEASUREMENTS.
H	REINSTALL EXISTING TOILET ACCESSORIES ON TOILET PARTITIONS OR WALLS AS NOTED. REFER TO INFORMATION SHEET FOR MOUNTING HTS.
J	REINSTALL EXISTING GRAB BARS . REFER TO INFORMATION SHEET FOR ADA MOUNTING HEIGHTS.
K	CHANGE DOOR TO SWING IN. REMOVE AND RELOCATE DOOR STOP FOR INWARD SWINGING DOOR.
L	CHANGE DOOR TO SWING OUT. REMOVE AND RELOCATE DOOR STOP FOR OUTWARD SWINGING DOOR.
M	RELOCATE BABY CHANGING TABLE

DEMOLITION KEYNOTES

1	REMOVE AND REINSTALL TOILET ACCESSORIES TO ADA REQUIREMENTS AS NOTED
2	REMOVE AND REINSTALL GRAB BARS TO MEET ADA REQUIREMENTS
3	REMOVE TOILET AS NOTED
4	DEMO TOILET PARTITIONS. OWNER HAS FIRST RIGHT OF REFUSAL
5	REMOVE URINALS AS NOTED
6	EXISTING URINAL TO REMAIN AS NOTED
7	REMOVE URINAL SCREEN AND SAVE FOR RELOCATION
8	REMOVE EXISTING SINKS, FAUCETS AND SOAP DISPENSERS AS WELL AS SPLASHS AND APRON TO BE REINSTALLED. DEMO EXISTING COUNTERTOP
9	EXISTING TOILET ACCESSORIES TO REMAIN UNLESS NOTED OTHERWISE
10	REPAIR, PATCH AND PAINT ALL RESTROOM WALLS AS REQUIRED FOR NEW WORK
11	REMOVE AND REINSTALL BABY CHANGING TABLE AS NOTED IN PLAN
12	DEMO EXISTING CMU WALL AS REQUIRED TO INSTALL NEW PLUMBING FIXTURES. INSTALL NEW CMU TO MATCH EXISTING.
13	REMOVE PAPER TOWEL DISPENSORS, TURN OVER TO OWNER

c s
n a
architects

532 n. tejon st.
colorado springs
colorado 80903
p: 719.473.7225
f: 719.632.5164
csnaarchitects.com

PIKES PEAK CENTER - ADA RESTOOM RENOVATION

EL PASO COUNTY

REVISIONS

ORCHESTRA LEVEL
SOUTH ENLARGED PLAN
AND DEMO

JOB NO.: 2001720
DATE: 11/23/2020
DRAWN: KKW
KCT
CHECKED: GMF

A2.02

Copyright © 2015 CSNA Architects

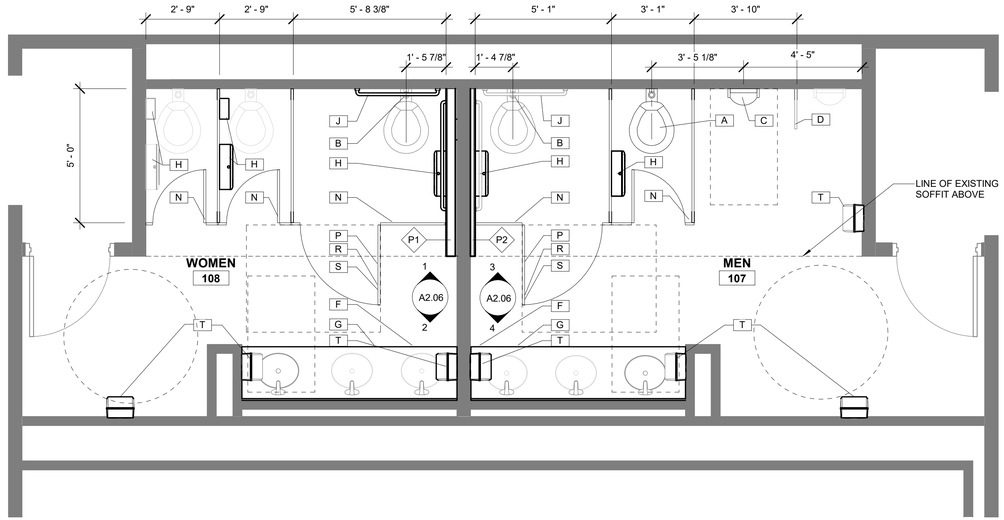

1 A2.03 STUDIO BEE RESTROOMS NEW
3/8" = 1'-0"

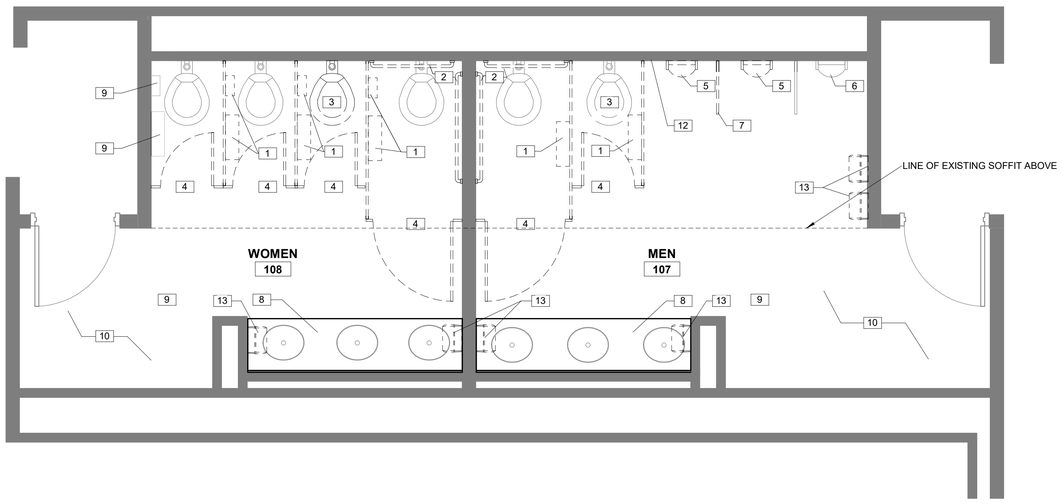

2 A2.03 STUDIO BEE RESTROOMS DEMO
3/8" = 1'-0"

PLAN KEYNOTES

A	INSTALL NEW STANDARD WATER CLOSET
B	INSTALL NEW AUTOMATIC FLUSH VALVE ON EXISTING TOILET
C	INSTALL ADA COMPLIANT URINAL. REFER TO INFORMATION SHEET FOR MOUNTING HEIGHT.
D	REINSTALL EXISTING URINAL SCREEN. REFER TO INFORMATION SHEET FOR MOUNTING HEIGHT.
E	REMOVE AND REINSTALL EXISTING SINK, FAUCET AND SOAP DISPENSER IN NEW COUNTERTOP.
F	PROVIDE NEW SOLID SURFACE COUNTERTOP TO MATCH EXISTING. REUSE EXISTING BACK AND SIDE SPLASHS. EXISTING APRON MAY NEED TO BE MODIFIED TO MEET ADA REQUIRED CLEARANCES. LOCATE SINK TO ALLOW FOR ADA CLEARANCES.
G	REMOVE AND REINSTALL WOOD SKIRT DIRECTLY TO FRAME TO MEET ADA KNEE CLEARANCE REQUIREMENT AT LAVATORY. REFER TO INFORMATION SHEET FOR KNEE CLEARANCE MEASUREMENTS.
H	REINSTALL EXISTING TOILET ACCESSORIES ON TOILET PARTITIONS OR WALLS AS NOTED. REFER TO INFORMATION SHEET FOR MOUNTING HTS.
J	REINSTALL EXISTING GRAB BARS . REFER TO INFORMATION SHEET FOR ADA MOUNTING HEIGHTS.
K	CHANGE DOOR TO SWING IN. REMOVE AND RELOCATE DOOR STOP FOR INWARD SWINGING DOOR.
L	CHANGE DOOR TO SWING OUT. REMOVE AND RELOCATE DOOR STOP FOR OUTWARD SWINGING DOOR.
M	RELOCATE BABY CHANGING TABLE

TOILET ACCESSORIES SCHEDULE

SYMBOL	DESCRIPTION	MANUFACTURER	MODEL	MOUNTING HEIGHT
N	TOILET PARTITION POWDER COATED STEEL	ALL AMERICAN TOILET PARTITIONS	CEILING MOUNT	T.O. PARTITION @ 58" A.F.F. B.O. PARTITION @ 12" A.F.F.
O	GRAB BAR	BRADLEY	812-42	36" TO TOP OF GRAB BAR
P	COAT HOOK	BRADLEY	915	T.O. UNIT @48" A.F.F.
Q	2" HIGH TOILET SEAT	MATCH EXISTING	TO FIT EXISTING TOILET	FINAL SEAT HEIGHT TO BE 17-19" A.F.F.
R	ADA COMPLIANT DOOR LATCH	ALL AMERICAN TOILET PARTITIONS	104 HC ADA	REPLACE EXISTING
S	ADA COMPLIANT LOOP DOOR PULL(2)	BRADLEY	HDWT-Z282 FAST-Z0003	48" MAX. A.F.F. INSTALL ON INSIDE AND OUTSIDE OF DOOR
T	PAPER TOWEL DISPENSER	OFCI	OFCI	46" MAX. A.F.F. TO OPENING OF PAPER TOWEL DISPENSER

DEMOLITION KEYNOTES

1	REMOVE AND REINSTALL TOILET ACCESSORIES TO ADA REQUIREMENTS AS NOTED
2	REMOVE AND REINSTALL GRAB BARS TO MEET ADA REQUIREMENTS
3	REMOVE TOILET AS NOTED
4	DEMO TOILET PARTITIONS. OWNER HAS FIRST RIGHT OF REFUSAL
5	REMOVE URINALS AS NOTED
6	EXISTING URINAL TO REMAIN AS NOTED
7	REMOVE URINAL SCREEN AND SAVE FOR RELOCATION
8	REMOVE EXISTING SINKS, FAUCETS AND SOAP DISPENSERS AS WELL AS SPLASHS AND APRON TO BE REINSTALLED. DEMO EXISTING COUNTERTOP
9	EXISTING TOILET ACCESSORIES TO REMAIN UNLESS NOTED OTHERWISE
10	REPAIR, PATCH AND PAINT ALL RESTROOM WALLS AS REQUIRED FOR NEW WORK
11	REMOVE AND REINSTALL BABY CHANGING TABLE AS NOTED IN PLAN
12	DEMO EXISTING CMU WALL AS REQUIRED TO INSTALL NEW PLUMBING FIXTURES. INSTALL NEW CMU TO MATCH EXISTING.
13	REMOVE PAPER TOWEL DISPENSORS, TURN OVER TO OWNER

PARTITION TYPES

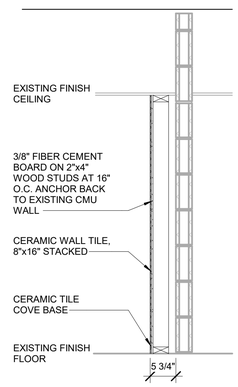

P1 - INTERIOR PARTITION
N.T.S.

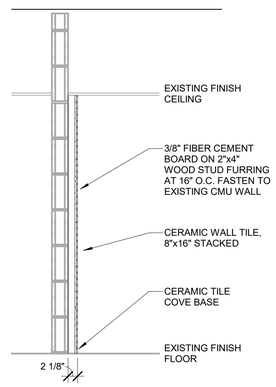

P2 - INTERIOR PARTITION
N.T.S.

c s
n a
architects
532 n. tejon st.
colorado springs
colorado 80903
p: 719.473.7225
f: 719.632.5164
csnaarchitects.com

PIKES PEAK CENTER - ADA RESTOOM RENOVATION
EL PASO COUNTY

REVISIONS

STUDIO BEE ENLARGED PLAN AND DEMO

JOB NO.: 2001720
DATE: 11/23/2020
DRAWN: KKW
KCT
CHECKED: GMF

A2.03

Copyright © 2015 CSNA Architects

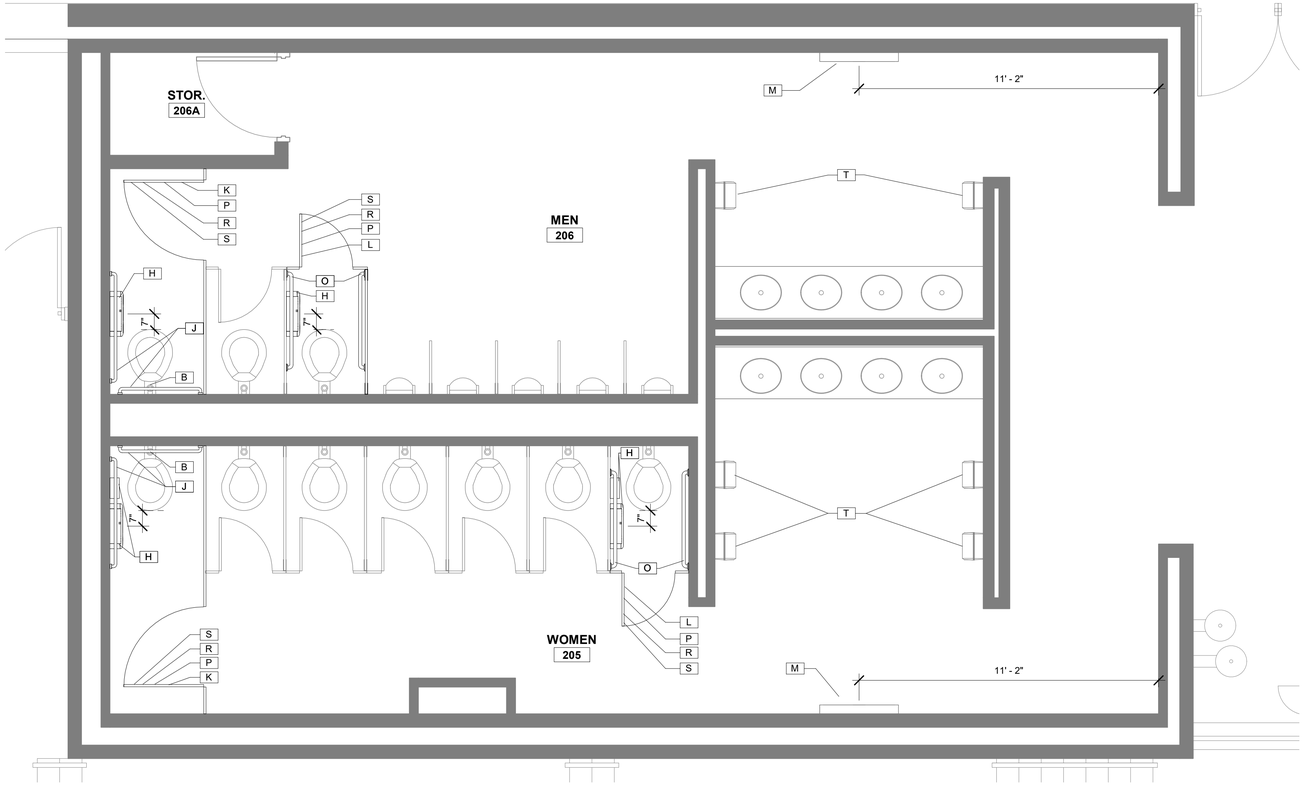

1 A2.04 MEZZANINE LEVEL NORTH RESTROOMS NEW
3/8" = 1'-0"

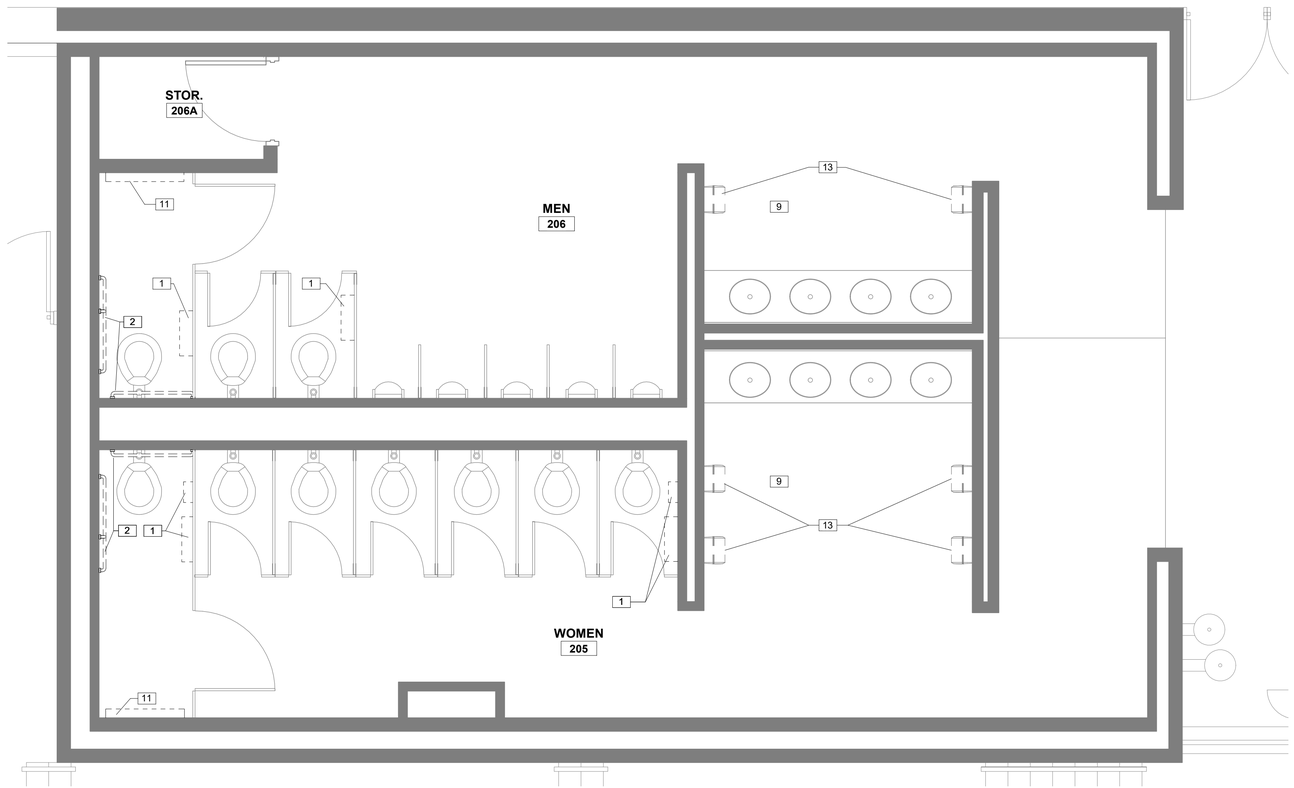

2 A2.04 MEZZANINE LEVEL NORTH RESTROOMS DEMO
3/8" = 1'-0"

TOILET ACCESSORIES SCHEDULE

SYMBOL	DESCRIPTION	MANUFACTURER	MODEL	MOUNTING HEIGHT
N	TOILET PARTITION POWDER COATED STEEL	ALL AMERICAN TOILET PARTITIONS	CEILING MOUNT	T.O. PARTITION @ 58" A.F.F. B.O. PARTITION @ 12" A.F.F.
O	GRAB BAR	BRADLEY	812-42	36" TO TOP OF GRAB BAR
P	COAT HOOK	BRADLEY	915	T.O. UNIT @48" A.F.F.
Q	2" HIGH TOILET SEAT	MATCH EXISTING	TO FIT EXISTING TOILET	FINAL SEAT HEIGHT TO BE 17-19" A.F.F.
R	ADA COMPLIANT DOOR LATCH	ALL AMERICAN TOILET PARTITIONS	104 HC ADA	REPLACE EXISTING
S	ADA COMPLIANT LOOP DOOR PULL(2)	BRADLEY	HDWT-Z282 FAST-Z0003	48" MAX. A.F.F. INSTALL ON INSIDE AND OUTSIDE OF DOOR
T	PAPER TOWEL DISPENSER	OFCI	OFCI	46" MAX. A.F.F. TO OPENING OF PAPER TOWEL DISPENSER

PLAN KEYNOTES

A	INSTALL NEW STANDARD WATER CLOSET
B	INSTALL NEW AUTOMATIC FLUSH VALVE ON EXISTING TOILET
C	INSTALL ADA COMPLIANT URINAL. REFER TO INFORMATION SHEET FOR MOUNTING HEIGHT.
D	REINSTALL EXISTING URINAL SCREEN. REFER TO INFORMATION SHEET FOR MOUNTING HEIGHT.
E	REMOVE AND REINSTALL EXISTING SINK, FAUCET AND SOAP DISPENSER IN NEW COUNTERTOP.
F	PROVIDE NEW SOLID SURFACE COUNTERTOP TO MATCH EXISTING. REUSE EXISTING BACK AND SIDE SPLASHS. EXISTING APRON MAY NEED TO BE MODIFIED TO MEET ADA REQUIRED CLEARANCES. LOCATE SINK TO ALLOW FOR ADA CLEARANCES.
G	REMOVE AND REINSTALL WOOD SKIRT DIRECTLY TO FRAME TO MEET ADA KNEE CLEARANCE REQUIREMENT AT LAVATORY. REFER TO INFORMATION SHEET FOR KNEE CLEARANCE MEASUREMENTS.
H	REINSTALL EXISTING TOILET ACCESSORIES ON TOILET PARTITIONS OR WALLS AS NOTED. REFER TO INFORMATION SHEET FOR MOUNTING HTS.
J	REINSTALL EXISTING GRAB BARS . REFER TO INFORMATION SHEET FOR ADA MOUNTING HEIGHTS.
K	CHANGE DOOR TO SWING IN. REMOVE AND RELOCATE DOOR STOP FOR INWARD SWINGING DOOR.
L	CHANGE DOOR TO SWING OUT. REMOVE AND RELOCATE DOOR STOP FOR OUTWARD SWINGING DOOR.
M	RELOCATE BABY CHANGING TABLE

DEMOLITION KEYNOTES

1	REMOVE AND REINSTALL TOILET ACCESSORIES TO ADA REQUIREMENTS AS NOTED
2	REMOVE AND REINSTALL GRAB BARS TO MEET ADA REQUIREMENTS
3	REMOVE TOILET AS NOTED
4	DEMO TOILET PARTITIONS. OWNER HAS FIRST RIGHT OF REFUSAL
5	REMOVE URINALS AS NOTED
6	EXISTING URINAL TO REMAIN AS NOTED
7	REMOVE URINAL SCREEN AND SAVE FOR RELOCATION
8	REMOVE EXISTING SINKS, FAUCETS AND SOAP DISPENSERS AS WELL AS SPLASHS AND APRON TO BE REINSTALLED. DEMO EXISTING COUNTERTOP
9	EXISTING TOILET ACCESSORIES TO REMAIN UNLESS NOTED OTHERWISE
10	REPAIR, PATCH AND PAINT ALL RESTROOM WALLS AS REQUIRED FOR NEW WORK
11	REMOVE AND REINSTALL BABY CHANGING TABLE AS NOTED IN PLAN
12	DEMO EXISTING CMU WALL AS REQUIRED TO INSTALL NEW PLUMBING FIXTURES. INSTALL NEW CMU TO MATCH EXISTING.
13	REMOVE PAPER TOWEL DISPENSORS, TURN OVER TO OWNER

c s
n a
architects

532 n. tejon st.
colorado springs
colorado 80903
p: 719.473.7225
f: 719.632.5164
csnaarchitects.com

PIKES PEAK CENTER - ADA RESTOOM RENOVATION

EL PASO COUNTY

REVISIONS

MEZZANINE LEVEL
NORTH ENLARGED
PLAN AND DEMO

JOB NO.: 2001720
DATE: 11/23/2020
DRAWN: KKW
KCT
CHECKED: GMF

A2.04

Copyright © 2015 CSNA Architects

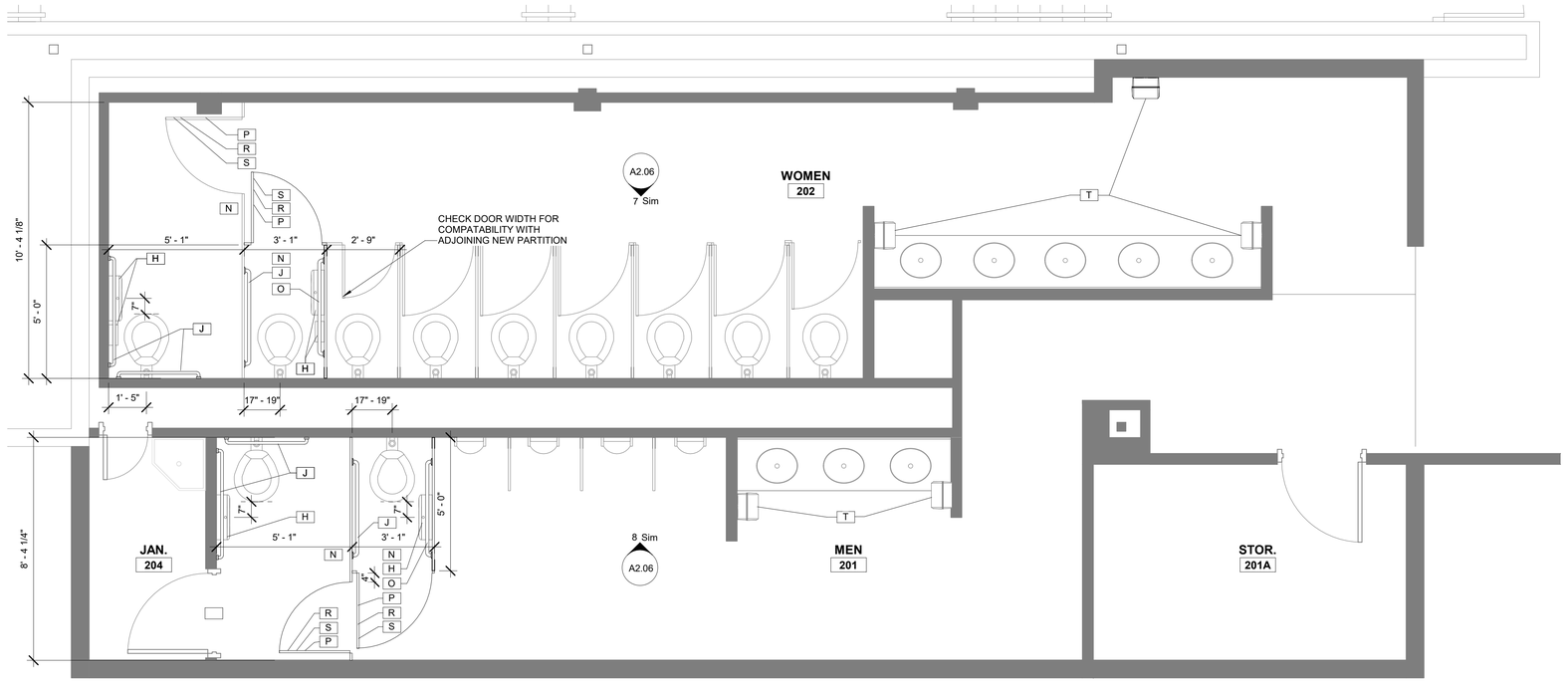

1 A2.05 MEZZANINE LEVEL SOUTH RESTROOMS NEW
3/8" = 1'-0"

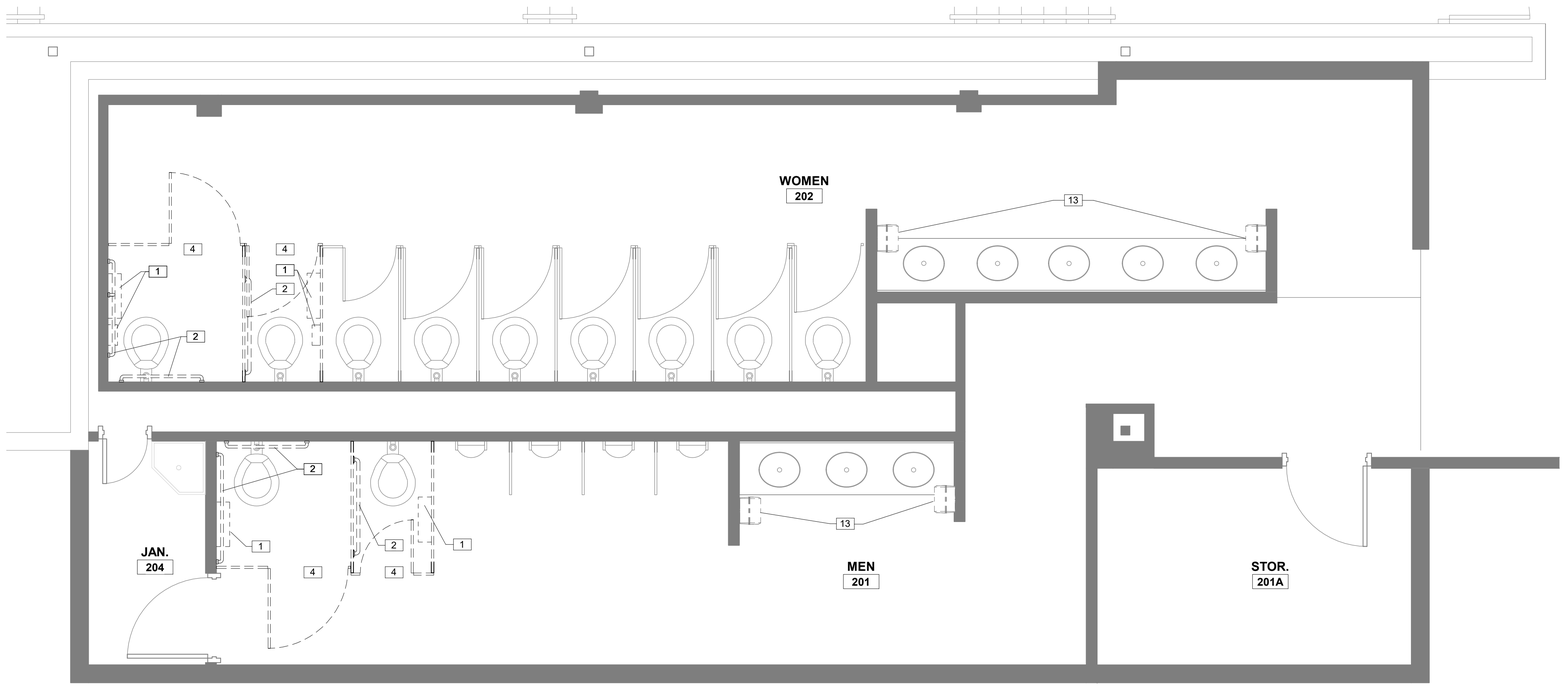

2 A2.05 MEZZANINE LEVEL SOUTH RESTROOMS DEMO
3/8" = 1'-0"

TOILET ACCESSORIES SCHEDULE

SYMBOL	DESCRIPTION	MANUFACTURER	MODEL	MOUNTING HEIGHT
N	TOILET PARTITION POWDER COATED STEEL	ALL AMERICAN TOILET PARTITIONS	CEILING MOUNT	T.O. PARTITION @ 58" A.F.F. B.O. PARTITION @ 12" A.F.F.
O	GRAB BAR	BRADLEY	812-42	36" TO TOP OF GRAB BAR
P	COAT HOOK	BRADLEY	915	T.O. UNIT @48" A.F.F.
Q	2" HIGH TOILET SEAT	MATCH EXISTING	TO FIT EXISTING TOILET	FINAL SEAT HEIGHT TO BE 17-19" A.F.F.
R	ADA COMPLIANT DOOR LATCH	ALL AMERICAN TOILET PARTITIONS	104 HC ADA	REPLACE EXISTING
S	ADA COMPLIANT LOOP DOOR PULL(2)	BRADLEY	HDWT-Z282 FAST-Z0003	48" MAX. A.F.F. INSTALL ON INSIDE AND OUTSIDE OF DOOR
T	PAPER TOWEL DISPENSER	OFCI	OFCI	46" MAX. A.F.F. TO OPENING OF PAPER TOWEL DISPENSER

PLAN KEYNOTES

A	INSTALL NEW STANDARD WATER CLOSET
B	INSTALL NEW AUTOMATIC FLUSH VALVE ON EXISTING TOILET
C	INSTALL ADA COMPLIANT URINAL. REFER TO INFORMATION SHEET FOR MOUNTING HEIGHT.
D	REINSTALL EXISTING URINAL SCREEN. REFER TO INFORMATION SHEET FOR MOUNTING HEIGHT.
E	REMOVE AND REINSTALL EXISTING SINK, FAUCET AND SOAP DISPENSER IN NEW COUNTERTOP.
F	PROVIDE NEW SOLID SURFACE COUNTERTOP TO MATCH EXISTING. REUSE EXISTING BACK AND SIDE SPLASHS. EXISTING APRON MAY NEED TO BE MODIFIED TO MEET ADA REQUIRED CLEARANCES. LOCATE SINK TO ALLOW FOR ADA CLEARANCES.
G	REMOVE AND REINSTALL WOOD SKIRT DIRECTLY TO FRAME TO MEET ADA KNEE CLEARANCE REQUIREMENT AT LAVATORY. REFER TO INFORMATION SHEET FOR KNEE CLEARANCE MEASUREMENTS.
H	REINSTALL EXISTING TOILET ACCESSORIES ON TOILET PARTITIONS OR WALLS AS NOTED. REFER TO INFORMATION SHEET FOR MOUNTING HTS.
J	REINSTALL EXISTING GRAB BARS . REFER TO INFORMATION SHEET FOR ADA MOUNTING HEIGHTS.
K	CHANGE DOOR TO SWING IN. REMOVE AND RELOCATE DOOR STOP FOR INWARD SWINGING DOOR.
L	CHANGE DOOR TO SWING OUT. REMOVE AND RELOCATE DOOR STOP FOR OUTWARD SWINGING DOOR.
M	RELOCATE BABY CHANGING TABLE

DEMOLITION KEYNOTES

1	REMOVE AND REINSTALL TOILET ACCESSORIES TO ADA REQUIREMENTS AS NOTED
2	REMOVE AND REINSTALL GRAB BARS TO MEET ADA REQUIREMENTS
3	REMOVE TOILET AS NOTED
4	DEMO TOILET PARTITIONS. OWNER HAS FIRST RIGHT OF REFUSAL
5	REMOVE URINALS AS NOTED
6	EXISTING URINAL TO REMAIN AS NOTED
7	REMOVE URINAL SCREEN AND SAVE FOR RELOCATION
8	REMOVE EXISTING SINKS, FAUCETS AND SOAP DISPENSERS AS WELL AS SPLASHS AND APRON TO BE REINSTALLED. DEMO EXISTING COUNTERTOP
9	EXISTING TOILET ACCESSORIES TO REMAIN UNLESS NOTED OTHERWISE
10	REPAIR, PATCH AND PAINT ALL RESTROOM WALLS AS REQUIRED FOR NEW WORK
11	REMOVE AND REINSTALL BABY CHANGING TABLE AS NOTED IN PLAN
12	DEMO EXISTING CMU WALL AS REQUIRED TO INSTALL NEW PLUMBING FIXTURES. INSTALL NEW CMU TO MATCH EXISTING.
13	REMOVE PAPER TOWEL DISPENSORS, TURN OVER TO OWNER

c s
n a
architects

532 n. tejon st.
colorado springs
colorado 80903
p: 719.473.7225
f: 719.632.5164
csnaarchitects.com

PIKES PEAK CENTER - ADA RESTOOM RENOVATION

EL PASO COUNTY

REVISIONS

MEZZANINE LEVEL
SOUTH ENLARGED PLAN
AND DEMO

JOB NO.: 2001720
DATE: 11/23/2020
DRAWN: KKW
KCT
CHECKED: GMF

A2.05

Copyright © 2015 CSNA Architects

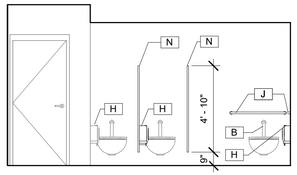

1 A2.06 STUDIO BEE WOMEN'S RESTROOM ELEVATION
1/4" = 1'-0"

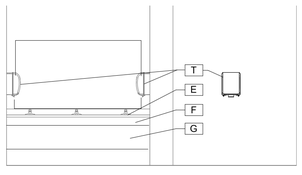

2 A2.06 STUDIO BEE WOMEN'S RESTROOM ELEVATION
1/4" = 1'-0"

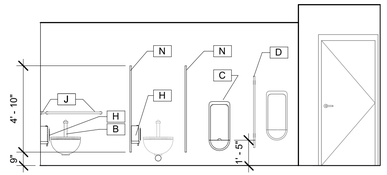

3 A2.06 STUDIO BEE MEN'S RESTROOM ELEVATION
1/4" = 1'-0"

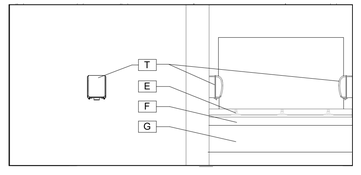

4 A2.06 STUDIO BEE MEN'S RESTROOM ELEVATION
1/4" = 1'-0"

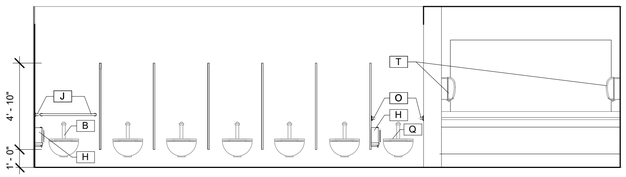

5 A2.06 ORCHESTRA LEVEL NORTH WOMEN'S RESTROOM ELEVATION
1/4" = 1'-0"

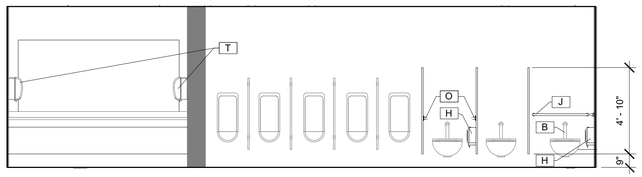

6 A2.06 ORCHESTRA LEVEL NORTH MEN'S RESTROOM ELEVATION
1/4" = 1'-0"

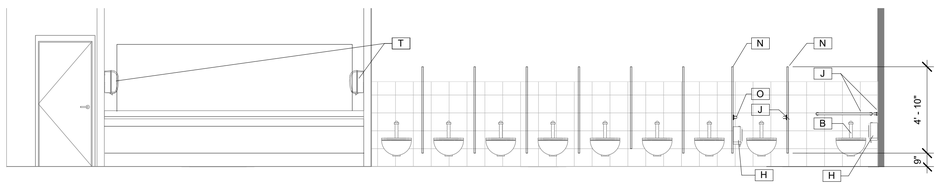

7 A2.06 ORCHESTRA LEVEL SOUTH WOMEN'S RESTROOM ELEVATION
1/4" = 1'-0"

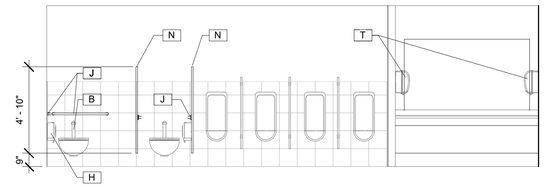

8 A2.06 ORCHESTRA LEVEL SOUTH MEN'S RESTROOM ELEVATION
1/4" = 1'-0"

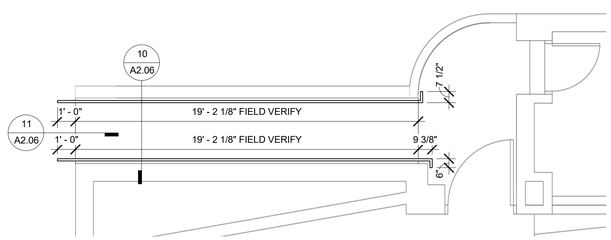

9 A2.06 ORCHESTRA LEVEL RAMP PLAN
1/4" = 1'-0"

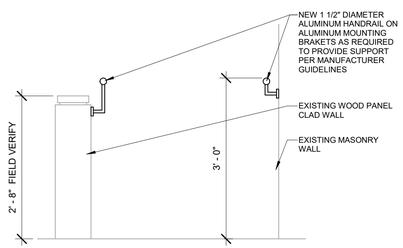

10 A2.06 HANDRAIL SECTION
3/4" = 1'-0"

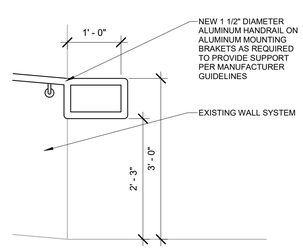

11 A2.06 HANDRAIL ELEVATION
3/4" = 1'-0"

PLAN KEYNOTES

A	INSTALL NEW STANDARD WATER CLOSET
B	INSTALL NEW AUTOMATIC FLUSH VALVE ON EXISTING TOILET
C	INSTALL ADA COMPLIANT URINAL. REFER TO INFORMATION SHEET FOR MOUNTING HEIGHT.
D	REINSTALL EXISTING URINAL SCREEN. REFER TO INFORMATION SHEET FOR MOUNTING HEIGHT.
E	REMOVE AND REINSTALL EXISTING SINK, FAUCET AND SOAP DISPENSER IN NEW COUNTERTOP.
F	PROVIDE NEW SOLID SURFACE COUNTERTOP TO MATCH EXISTING. REUSE EXISTING BACK AND SIDE SPLASHS. EXISTING APRON MAY NEED TO BE MODIFIED TO MEET ADA REQUIRED CLEARANCES. LOCATE SINK TO ALLOW FOR ADA CLEARANCES.
G	REMOVE AND REINSTALL WOOD SKIRT DIRECTLY TO FRAME TO MEET ADA KNEE CLEARANCE REQUIREMENT AT LAVATORY. REFER TO INFORMATION SHEET FOR KNEE CLEARANCE MEASUREMENTS.
H	REINSTALL EXISTING TOILET ACCESSORIES ON TOILET PARTITIONS OR WALLS AS NOTED. REFER TO INFORMATION SHEET FOR MOUNTING HTS.
J	REINSTALL EXISTING GRAB BARS . REFER TO INFORMATION SHEET FOR ADA MOUNTING HEIGHTS.
K	CHANGE DOOR TO SWING IN. REMOVE AND RELOCATE DOOR STOP FOR INWARD SWINGING DOOR.
L	CHANGE DOOR TO SWING OUT. REMOVE AND RELOCATE DOOR STOP FOR OUTWARD SWINGING DOOR.
M	RELOCATE BABY CHANGING TABLE

TOILET ACCESSORIES SCHEDULE

SYMBOL	DESCRIPTION	MANUFACTURER	MODEL	MOUNTING HEIGHT
N	TOILET PARTITION POWDER COATED STEEL	ALL AMERICAN TOILET PARTITIONS	CEILING MOUNT	T.O. PARTITION @ 58" A.F.F. B.O. PARTITION @ 12" A.F.F.
O	GRAB BAR	BRADLEY	812-42	36" TO TOP OF GRAB BAR
P	COAT HOOK	BRADLEY	915	T.O. UNIT @48" A.F.F.
Q	2" HIGH TOILET SEAT	MATCH EXISTING	TO FIT EXISTING TOILET	FINAL SEAT HEIGHT TO BE 17-19" A.F.F.
R	ADA COMPLIANT DOOR LATCH	ALL AMERICAN TOILET PARTITIONS	104 HC ADA	REPLACE EXISTING
S	ADA COMPLIANT LOOP DOOR PULL(2)	BRADLEY	HDWT-Z282 FAST-Z0003	48" MAX. A.F.F. INSTALL ON INSIDE AND OUTSIDE OF DOOR
T	PAPER TOWEL DISPENSER	OFCI	OFCI	46" MAX. A.F.F. TO OPENING OF PAPER TOWEL DISPENSER

c s
n a
architects

532 n. tejon st.
colorado springs
colorado 80903
p: 719.473.7225
f: 719.632.5164
csnaarchitects.com

PIKES PEAK CENTER - ADA RESTOOM RENOVATION

EL PASO COUNTY

REVISIONS

INTERIOR ELEVATIONS

JOB NO.: 2001720
DATE: 11/23/2020
DRAWN: KKW
KCT
CHECKED: GMF

A2.06

Copyright © 2015 CSNA Architects

PLUMBING SYMBOL LEGEND

PLUMBING FIXTURE & EQUIPMENT SYMBOL

P1	WATER CLOSETS
P2	URINALS
P3	LAVATORIES
P4	SINKS
P5	SERVICE SINKS
P6	WATER COOLERS/DRINKING FOUNTAINS
P7	SHOWERS/BATHTUBS
P8	WATER HAMMERS/SHOCK ABSORBERS
P9	HOSE BIBBS
P10	HYDRANTS
P11	SUPPLY BOXES
P12	WASHER BOXES
P13	EYEWASH/EYEWASH SHOWERS
P14	CLINIC SINKS
P15	TRAP PRIMER
FD1	FLOOR DRAINS
FS1	FLOOR SINKS
RD1	ROOF DRAINS
ORD1	OVERFLOW DRAINS
DSN1	DOWNSPOUT NOZZLES
AD1	AREA DRAINS
DD1	DECK DRAINS

TMV-1	THERMOSTATIC MIXING VALVE
DWH-1	DOMESTIC WATER HEATER
EWH-1	ELECTRIC WATER HEATER
IWH-1	INSTANTANEOUS WATER HEATER
RCP-1	RECIRCULATION PUMP
EXP-1	EXPANSION TANK
RPZ-1	REDUCED PRESSURE ZONE BACKFLOW
BFP-1	DOUBLE CHECK BACKFLOW
GI-1	GREASE INTERCEPTOR
OI-1	OIL INTERCEPTOR
OS-1	OIL/SAND INTERCEPTOR
AN-1	ACID NEUTRALIZER
LI-1	LINT INTERCEPTOR
GM-1	GAS METER
REG-1	REGULATOR
PRV-1	PRESSURE REDUCING VALVE

NOTE: NOT ALL FIXTURE & EQUIPMENT SYMBOLS APPLY TO THIS PROJECT

SECTION SYMBOL

DETAIL SYMBOL

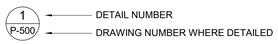

SECTION, ELEVATION, AND DETAIL TITLES

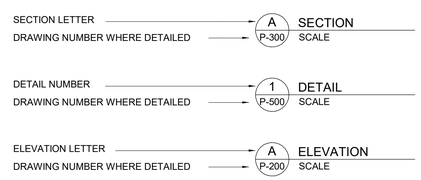

PIPING SYMBOLS

SYMBOL	ABBREVIATION	DESCRIPTION
AV	AV	ACID VENT
AW	AW	ACID WASTE
CA	CA	COMPRESSED AIR
CD	CD	CONDENSATE DRAIN
DCW	DCW	DOMESTIC COLD WATER
DHW	DHW	DOMESTIC HOT WATER
DHWR	DHWR	DOMESTIC HOT WATER RETURN
DHW 140ºF	DHW 140ºF	140° DOMESTIC HOT WATER
DHWR 140ºF	DHWR 140ºF	140° DOMESTIC HOT WATER RETURN
ROS	ROS	REVERSE OSMOSIS SUPPLY
ROR	ROR	REVERSE OSMOSIS RETURN
MU	MU	MAKE-UP WATER
NPW	NPW	NON-POTABLE WATER
V	V	VENT
DIS	DIS	DEIONIZED WATER SUPPLY
DIR	DIR	DEIONIZED WATER RETURN
SAN	SAN	SANITARY SEWER
GW	GW	GREASE WASTE
GV	GV	GREASE VENT
RD	RD	STORM/ROOF DRAIN
ORD	ORD	OVERFLOW ROOF DRAIN
LPG	LPG	LIQUEFIED PETROLEUM GAS
G	G	NATURAL GAS-LOW PRESSURE
NGM	NGM	NATURAL GAS-MEDIUM PRESSURE
NGH	NGH	NATURAL GAS-HIGH PRESSURE
IRR	IRR	IRRIGATION
SCW	SCW	SOFT COLD WATER
SHW	SHW	SOFT HOT WATER
TWR (_ _)	TWR	TEMPERED WATER RETURN (TEMP °F)
TW (_ _)	TW	TEMPERED WATER (TEMP °F)
PD	PD	PUMPED DISCHARGE LINE
ICW	ICW	INDUSTRIAL COLD WATER
IHW	IHW	INDUSTRIAL HOT WATER
IHWR	IHWR	INDUSTRIAL HOT WATER RETURN
INW	INW	INDUSTRIAL WASTE
IA	IA	INSTRUMENT COMPRESSED AIR
IW	IW	INDIRECT WASTE
LA	LA	LAB COMPRESSED AIR

VALVE SYMBOLS

SYMBOL	DESCRIPTION
	GATE VALVE
	GLOBE VALVE
S	SOLENOID VALVE
	OS&Y VALVE
	BUTTERFLY VALVE
OR OR	BALL VALVE
OR	CHECK VALVE
OR	PLUG VALVE
	BALANCING VALVE/CIRCUIT SETTER DEVICE
	PRESSURE REDUCING VALVE
	REGULATING/SUSTAINING VALVE
	2-WAY CONTROL VALVE
	3-WAY MODULATING CONTROL VALVE
	FUEL GAS PRESSURE REGULATOR
	PRESSURE RELIEF VALVE
	TEMPERATURE AND PRESSURE RELIEF VALVE
	DRAIN VALVE
	VALVE IN VERTICAL
	FLOW SWITCH
	DIAPHRAGM (PROCESS SYSTEMS)
	REDUCED PRESSURE BACKFLOW PREVENTER (RPZ)
	ATMOSPHERIC VACUUM BREAKER
	PRESSURE STYLE VACUUM BREAKER

ABBREVIATIONS

AFF	ABOVE FINISHED FLOOR
AFG	ABOVE FINISHED GRADE
ANT	ACID NEUTRALIZING TANK
AVTR	ACID RESISTANT VENT THROUGH ROOF
B.C.	BALANCING COCK
BOP	BOTTOM OF PIPE
BTU	BRITISH THERMAL UNIT
BTUH	BTU PER HOUR
CWB	CLOTHES WASHER BOX
CFH	CUBIC FEET PER HOUR
CO	CLEANOUT
COTG	CLEANOUT TO GRADE
CP	CIRCULATION PUMP
CWV	COMBINATION WASTE AND VENT
DCO	DOUBLE CLEANOUT
DCOTG	DOUBLE CLEANOUT TO GRADE
DF	DRINKING FOUNTAIN
DN	DOWN
DS	DOWNSPOUT
DSN	DOWNSPOUT NOZZLE
EL	ELEVATION
EWH	ELECTRIC WATER HEATER
EWC	ELECTRIC WATER COOLER
EEW	EMERGENCY EYEWASH
ES	EMERGENCY SHOWER
ESEW	EMERGENCY SHOWER EYE WASH
°F	DEGREES FAHRENHEIT
FCO	FLOOR CLEANOUT
FFE	FINISHED FLOOR ELEVATION
FT	FEET
FOS	FUEL OIL SUPPLY
FOR	FUEL OIL RETURN
FOV	FUEL OIL VENT
FV	FLUSH VALVE
GD	GUTTER DRAIN
GI	GREASE INTERCEPTOR
GPH	GALLONS PER HOUR
GPM	GALLONS PER MINUTE
GWH	GAS WATER HEATER
HB	HOSE BIBB
HD	HEAD
HP	HORSEPOWER
IN	INCHES
INV	INVERT
kW	KILOWATT
MBh	1,000 BTUH
MV	MIXING VALVE
NA	NOT APPLICABLE
NIC	NOT IN CONTRACT
No. #	NUMBER
N.C.	NORMALLY CLOSED
N.O.	NORMALLY OPEN
OS&Y	OUTSIDE SCREW AND YOKE
PH	PHASE
Ph	POWERS OF HARDNESS
PSIG	POUNDS PER SQUARE INCH GAUGE
SP	STATIC PRESSURE
TD	TRENCH DRAIN
TYP	TYPICAL
YB	YARD BOX
YH	YARD HYDRANT
WCO	WALL CLEANOUT
WC	WATER CLOSET

NOTE: NOT ALL ABBREVIATIONS OR SYMBOLS APPLY TO THIS PROJECT

SCHEMATIC SYMBOLS

SYMBOL	ABBREVIATION	DESCRIPTION
XX		KEYED NOTE
		POINT OF CONNECTION TO EXISTING
XXXX		EXISTING PIPE TO BE REMOVED
		NEW PIPING
		EXISTING PIPING TO REMAIN
		NEW PIPE CONNECTION TO EXISTING PIPING
		SLOPE OF PIPE
		DIRECTION OF FLOW
		DROP IN PIPE
		RISE IN PIPE
		TOP CONNECTION, 45° OR 90°
		BOTTOM CONNECTION, 45° OR 90°
		CAPPED OUTLET
		SIDE CONNECTION
		UNION
		FLANGED UNION
		ORIFICE UNION
		REDUCER OR INCREASER
		ECCENTRIC REDUCER
		PIPE GUIDE
		FLEXIBLE CONNECTION
		UNIVERSAL TEMPERATURE-PRESSURE FITTING (PETE'S PLUG)
		STRAINER WITH BLOWDOWN VALVE & HOSE BIBB
		THERMOMETER
		PRESSURE GAUGE AND GAUGE COCK
		AQUASTAT
OR		WATER HAMMER ARRESTOR
		TEST PLUG (PRESS/TEMP)
		PENETRATION
	MAV	MANUAL AIR VENT (MAV)
A	AAV	AUTOMATIC AIR VENT (AAV)
	FS/FD/AD	FLOOR SINK , FLOOR DRAIN , AREA DRAIN
	FCO/COTG	FLOOR CLEANOUT/CLEANOUT TO GRADE
	DCOTG	TWO WAY OR DOUBLE CLEANOUT TO GRADE
	RD/OD/DD	ROOF DRAIN/OVERFLOW DRAIN/DECK DRAIN
	TP	TRAP PRIMER WITH ACCESS PANEL
	VTR	VENT THROUGH ROOF
	AG	AIR GAP FITTING
	(WH) (HB)	WALL HYDRANT, HOSE BIBB
	WCO	WALL CLEANOUT

c s
n a
architects
532 n. tejon st.
colorado springs
colorado 80903
p: 719.473.7225
f: 719.632.5164
csnaarchitects.com

BRIDGERS & PAXTON
1365 Garden of the Gods Rd. Suite 260
Colorado Springs, CO 80907
719.630.3350 www.bpce.com

PIKES PEAK CENTER - ADA RESTOOM RENOVATION

EL PASO COUNTY

REVISIONS

PLUMBING LEGEND

JOB NO.: 2001720
DATE: 11/23/2020
DRAWN: VPD
CHECKED: SMT

P-001

Copyright © 2015 CSNA Architects

Bridgers & Paxton Project No: 8297 11/23/2020 12:04:11 PM D:\Revit 2020\Projects\8296_MEP Pikes Peak Center ADA Restroom Reno_vpdecenzo@bpce.com.rvt

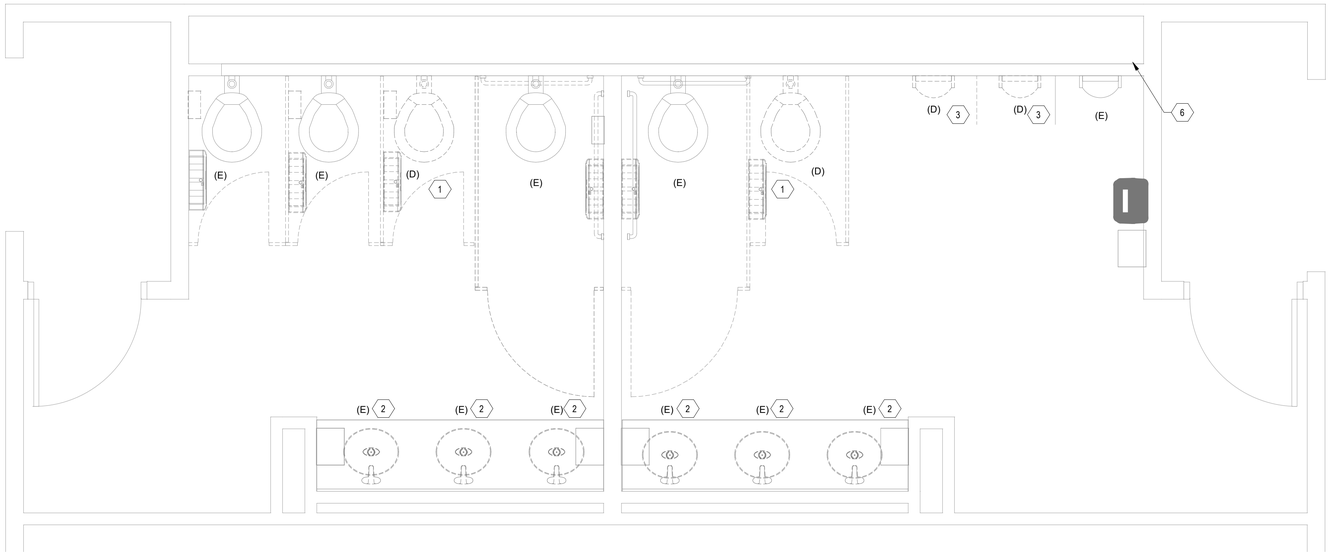

C1 P-401 PLUMBING FIRST FLOOR DEMOLITION PLAN - STUDIO BEE RESTROOM

1/2" = 1'-0"

0' 1' 2' 4'

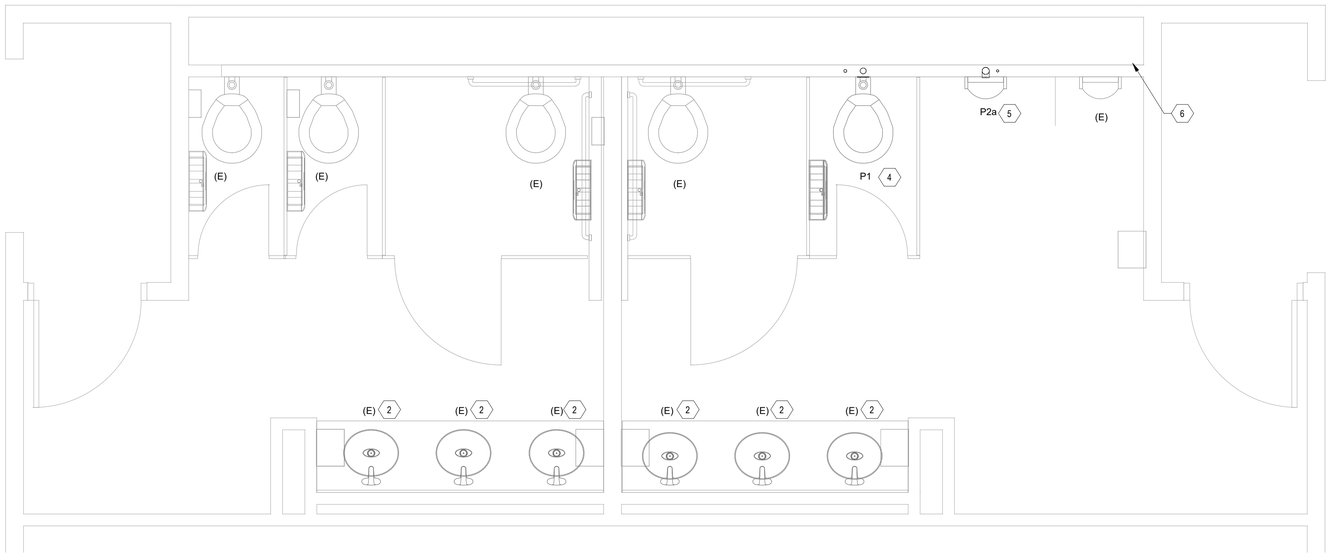

A1 P-401 WASTE & VENT FIRST FLOOR PLAN - STUDIO BEE RESTROOM

1/2" = 1'-0"

0' 1' 2' 4'

PLUMBING FIXTURE SCHEDULE

SYMBOL	FIXTURE TYPE	FIXTURE MANUFACTURER	FIXTURE MODEL	TRIM/FAUCET MANUFACTURER	TRIM/FAUCET MODEL	FLOW RATE	REMARKS:
P1	WATER CLOSET - WALL MTD. - FLUSH VALVE MANUAL	AMERICAN STANDARD	3351.101	SLOAN	ROYAL 111-1.28	1.28 GPF	EXPOSED, CHROME PLATED, LOW FLOW. SEAT: HEAVY DUTY, OPEN FRONT LESS COVER, SOLID PLASTIC, WHITE, MFG: CHURCH 9500SSC OR EQUAL
P2a	URINAL (BARRIER FREE) - WALL MTD. - FLUSH VALVE MANUAL	KOHLER	K-4904-ET	SLOAN	ROYAL 186-0.5	0.5 GPF	MANUAL, EXPOSED, CHROME PLATED, LOW FLOW

PLUMBING ROUGH-IN SCHEDULE

SYMBOL	FIXTURE	ROUGH-IN SIZE CW	ROUGH-IN SIZE HW	ROUGH-IN SIZE WASTE	VENT	TRAP	REMARKS:
P1	WATER CLOSET - WALL MTD. - FLUSH VALVE MANUAL	1"	-	4"	2"	INTEGRAL	ELONGATED BOWL, VITREOUS CHINA, 1-1/2" TOP SPUD. NOTE: REFER TO ARCHITECTURAL FOR MOUNTING HEIGHTS.
P2a	URINAL (BARRIER FREE) - WALL MTD. - FLUSH VALVE MANUAL	3/4"	-	2"	2"	INTEGRAL	WHITE VITREOUS CHINA, 3/4" TOP SPUD. NOTE: REFER TO ARCHITECTURAL FOR MOUNTING HEIGHTS.

GENERAL SHEET NOTES

A. THESE DRAWINGS REFLECT INFORMATION ON EXISTING BUILDING SERVICES GATHERED BY SITE INSPECTION, DISCUSSIONS WITH MAINTENANCE PERSONNEL, AND PREVIOUS CONSTRUCTION DRAWINGS. IT IS POSSIBLE THAT THE EXACT LOCATION, ARRANGEMENT, AND SIZES OF DUCTWORK AND PIPE LINES IN THE EXISTING BUILDING MAY BE DIFFERENT FROM THAT SHOWN ON THESE DRAWINGS. CONTRACTOR IS CAUTIONED TO INVESTIGATE EXISTING BUILDING CONDITIONS PRIOR TO SUBMITTING THEIR BIDS AND PROVIDE ALL REQUIRED FIELD MEASUREMENTS PRIOR TO FABRICATING NEW DUCTWORK, PIPING, AND OTHER COMPONENTS AND DEVICES.

B. THE BIDDER AND ALL SUBCONTRACTORS HAVE CAREFULLY AND THOROUGHLY REVIEWED THE DRAWINGS, SPECIFICATIONS, AND OTHER CONSTRUCTION DOCUMENTS, AND HAVE FOUND THEM TO BE COMPLETE AND FREE FROM AMBIGUITIES AND SUFFICIENT FOR THE PURPOSE INTENDED; FURTHER THAT THE BIDDER HAS CAREFULLY EXAMINED THE PROJECT SITE AND AREA OF WORK, AND THAT FROM INVESTIGATIONS ARE SATISFIED AS TO:
   - THE NATURE AND LOCATION OF THE WORK
   - THE CHARACTER, QUALITY, QUANTITIES OF MATERIALS
   - DIFFICULTIES TO BE ENCOUNTERED
   - THE KIND AND EXTENT OF EQUIPMENT
   - OTHER FACILITIES NEEDED FOR THE PERFORMANCE OF THE WORK
   - THE GENERAL AND LOCAL CONDITIONS AND OTHER CONCERNS WHICH MAY IN ANY WAY AFFECT THE WORK OR ITS PERFORMANCE;

   FURTHER THAT THE BIDDER IS AWARE THAT ALL SYSTEMS ARE TOTALLY OPERABLE AND SHALL BE OPERABLE AT PROJECT COMPLETION. ANY DISRUPTION OF SYSTEMS DURING CONSTRUCTION SHALL BE REPAIRED BY CONTRACTOR AT NO ADDITIONAL COST TO THE OWNER, WITH SYSTEMS LEFT TOTALLY OPERABLE.

C. THE CONTRACTOR SHALL COORDINATE THE SHUTDOWN OF EXISTING BUILDING SERVICES FOR NEW CONNECTIONS OR REMOVALS WITH OWNER'S AUTHORIZED REPRESENTATIVE, AND SHALL CONFORM TO THEIR REQUIREMENTS.

D. ALL MATERIALS SHALL MATCH BUILDING STANDARDS, UNLESS SPECIFICALLY NOTED OTHERWISE, AND ALL NEW ITEMS TO BE INSTALLED SHALL BE COMPATIBLE WITH THE EXISTING BUILDING MATERIALS AND EQUIPMENT.

E. ALL TIE-INS TO EXISTING SYSTEMS SHALL BE COORDINATED WITH THE OWNER PRIOR TO THE START OF WORK. IN ADDITION, ANY INTERRUPTIONS TO SERVICES MUST BE SCHEDULED WITH THE OWNER.

F. DEFINITIONS:
   (N) - NEW
   (E) - EXISTING
   (D) - DEMO
   (R) - RELOCATE(D)

G. ALL NEW DOMESTIC WATER PIPING SHALL BE TYPE 'L' COPPER.

H. ALL NEW SAN/VENT PIPING SHALL BE CAST IRON NO-HUB.

KEYNOTES

1. REMOVE EXISTING WALL MOUNTED WATER CLOSET. REMOVE SAN PIPING BACK TO CARRIER AND CAP. REMOVE WATER PIPING BACK TO MAIN AND CAP. PATCH WALL AND PREPARE FOR NEW FINISH - COORDINATE WITH ARCHITECTURE.
2. REMOVE EXISTING LAVATORY BASINS, FAUCETS, AND SOAP DISPENSER AND STORE IN SECURE LOCATION FOR REINSTALLATION IN NEW COUNTERTOP. CLEAN AND REPAIR ALL LAVATORY COMPONENTS. INSTALL LAVATORY COMPONENTS INTO NEW COUNTERTOP AND RECONNECT TO EXISTING SAN AND DOMESTIC WATER PIPING, REPLACE TAILPIECE/TRAP AND FAUCET RISERS AS NECESSARY.
3. REMOVE EXISTING WALL MOUNTED URINAL. REMOVE SAN PIPING BACK TO MAIN AND CAP. REMOVE WATER PIPING BACK TO MAIN AND CAP. PATCH WALL AND PREPARE FOR NEW FINISH - COORDINATE WITH ARCHITECTURE.
4. INSTALL WALL MOUNTED WATER CLOSET AS SCHEDULED. COORDINATE WALL CARRIER INSTALLATION WITH EXISTING STACKED CMU WALL. ROUTE 2" VENT FROM WATER CLOSET CARRIER TO VENT MAIN IN THE CHASE AND CONNECT. ROUTE 1" DCW TO EXISTING MAIN IN THE CHASE AND CONNECT.
5. INSTALL WALL MOUNTED URINAL AS SCHEDULED. COORDINATE WALL CARRIER INSTALLATION WITH EXISTING STACKED CMU WALL. ROUTE 2" SAN TO MAIN IN THE CHASE AND CONNECT, ROUTE 2" VENT TO VENT MAIN IN THE CHASE AND CONNECT. ROUTE 3/4 DCW TO EXISTING MAIN IN THE CHASE AND CONNECT.
6. REMOVE EXISTING VALVE AT ACCESS PANEL AND REPLACE WITH LINE SIZE LEAD FREE QUARTER TURN BALL VALVE.

csna architects
532 n. tejon st.
colorado springs
colorado 80903
p: 719.473.7225
f: 719.632.5164
csnaarchitects.com

BRIDGERS & PAXTON
1365 Garden of the Gods Rd. Suite 260
Colorado Springs, CO 80907
719.630.3350 www.bpce.com

PIKES PEAK CENTER RENOVATION - ADA RESTOOM

EL PASO COUNTY

REVISIONS

ENLARGED PLUMBING PLANS

JOB NO.: 2001720
DATE: 11/23/2020
DRAWN: VPD
CHECKED: SMT

P-401

Copyright © 2015 CSNA Architects

Bridgers & Paxton Project No: 8297 11/23/2020 12:04:12 PM D:\Revit 2020\Projects\8296_MEP Pikes Peak Center ADA Restroom Reno_vpdecenzo@bpce.com.rvt